



**PLAY**

**LAPPSET®**

# LAPPSET PLAY

**Layout** POHJOLAN MYLLY  
**Text** POHJOLAN MYLLY, LAPPSET GROUP LTD  
**CAD-visualisations** LAPPSET GROUP LTD  
**Photographs** ANTTI KUROLA AND LAPPSET REPRESENTATIVES  
**Print** PAINOTALO PLUS DIGITAL OY

W00876

Printed on environmentally friendly paper and  
in an environmentally friendly printing process.

© Lappset Group Ltd. All Rights Reserved.





# The worlds of play and Lappset are universal

Jeu, jogo, juego, lek, leikki, mång, play, spelleke, Spiel, 游乐... The language of play is universal. Everywhere in the world children play if given the chance. They play ball games, hopscotch and catch, swing, climb, jump, skip, run, balance, make anything imaginable out of sand, slide, spin, dangle, and, first and foremost, enjoy the movement and each other's company.

Every child should have the right to play freely and safely both indoors and outdoors. According to international studies, play supports children's comprehensive development towards adulthood; their social, emotional, cognitive and physical well-being. When playing, children practice all the skills they need later in life. Play supports learning, enhances the ability to concentrate and nourishes creativity. Movement is an essential part of children's play which boosts their physical fitness in a natural way. Teaching methods based on playful elements are more and more often included in educational curricula.

When the play environment has been designed to take into account children's current age and phase of development, children can concentrate on imaginative play and games. It is easy for parents to take their children to a playground that is safe and of high quality. When the playground has been designed well and is equipped with durable, developmental and safe playground

equipment, the customer can be sure that the playground they have acquired will serve the needs of the users.

Lappset has more than 45 years of experience of the design, manufacturing, installation and maintenance of playgrounds and playground equipment. Our product design is based on research data and it is produced in collaboration with experts from different fields. Our product solutions are suited to any landscape, from countryside to city districts and they offer various alternative looks, ranging from natural to modern Scandinavian design. In our product range, you will find options for any budget, from moderately priced playground sets to more valuable systems.

Welcome to the universal world of play and Lappset! See our new Play Catalogue! You will find even more products on our website. Our sales staff and customer service will assist you with any questions related to play, playgrounds and their safety.

Don't forget to keep up with us also in social media.  
@LappsetGroup #lappset

Tero Ylinenpää  
*Managing Director*

# Index

The language of play is universal .....	6	Flora .....	126
Most versatile range of products		Halo .....	134
on the market for all age groups .....	8	Cloxx .....	138
Taking responsibility for the environment,		Lappset Creative - Play with brands .....	174
economy and people .....	10	MyDesign - Unique products and area planning .....	182
Wood is a user-friendly material .....	12	PlayCare .....	184
We only use durable high-quality materials .....	14	Delivery and installation .....	186
Reference sites .....	18	Safety surfacing .....	188
Solitaires .....	50	Most used mounting alternatives .....	190
Finno ABC .....	64	A safe playground is a sum of its parts .....	192
Finno .....	74	Lappset colours and materials .....	196
Finno Theme Play .....	100	Warranty terms and conditions .....	200
Finno Inclusive design .....	108	Technical specifications .....	202
Clover .....	112	Feedback .....	208



FLORA p. 126



SOLITAIRES p. 50





HALO p. 134



CLOXX p. 138



FINNO p. 74





# The language of play is universal

*Everywhere in the world children play if given the chance.*

According to international studies, play supports children's comprehensive development; their social, emotional, cognitive and physical well-being. Play helps children relax and reduces their stress levels. Play strengthens children's self-esteem. When children play, they move in a natural way, which boosts their physical fitness and develops their motor skills, constituting the foundations for a physically active way of life.

Basically, children do not play to learn, but they learn while they play. When playing, children practice skills they need later in life. Even though learning is not the ultimate goal of play, play still supports learning, enhances the ability to concentrate and nourishes creativity.

Lappset has been a forerunner in the development of playful learning environments. In the multidisciplinary Let's Play project, we have collaborated with the Faculty of Education of the University of Lapland, the Lapland University of Applied Sciences and IT professionals to create a basis for learning environments that combine digital technology and play. As a result of research conducted within the project, teaching methods based on play and playful elements are increasingly often included in educational curricula at schools. Play has also become a part of everyday teaching. The play and sports areas in the playgrounds of day care centres and schools activate children to move during breaks, which, for its part, enhances their ability to learn.

The meaning of play is understood differently in different cultures, even though children's play is quite similar around the world. Naturally, different countries have their own customs and traditions. In certain cultures, the emphasis is on practicing cognitive skills from a very young age, whereas in others free play is considered to lay the foundations for life; learning, going to school and developing towards adulthood. Therefore, every child should have the right to play freely and safely both indoors and outdoors.

Above all, play should be fun, cheerful, spontaneous and imaginative, and it should give children positive emotional and communal experiences! That is why we pay increasing attention to product design in accordance with the principle of Inclusive Design, so that all children can play.

Our mission at Lappset is to create products and combine them into solutions that ensure that children of different ages all over the world can play in safe playgrounds designed for their particular age and phase of development. Let us inspire and encourage all children to move and join the play!



PHYSICAL

SOCIAL

COGNITIVE

EMOTIONAL









# Most versatile range of products on the market for all age groups

*We invite people of all ages – from toddlers to grandparents – to come out to play, move and spend time together. In addition to play and sports equipment, we offer an extensive selection of yard, park and street furniture. Our products are suited for both outdoor and indoor use.*





## User-oriented design

Our design and products are always based on research data. In addition to safety, one of the most valued characteristics of playground equipment is their imaginative potential, which happens to be one of the cornerstones of our design philosophy. We collaborate with the most prominent experts and organisations within the sector. In addition to technical testing, our products are always tested by real experts as well. Children always give the best feedback.

## The right materials in the right places

Thanks to our 45-year history, we know how playgrounds are used. On the basis of our experience, we have selected the best materials in relation to wear, durability and overall cost-efficiency. As a user-friendly and natural material, wood remains pleasant to use regardless of the weather. Thanks to our glulam production

process, our wood components do not bend, twist or splinter. The LappCoat painting process makes the metal components highly durable, giving them the final aesthetic touch. Compared to plastic materials, high-pressure laminate (HPL) is highly durable regardless of weather conditions.

## Tested and safe products

To ensure consistent quality of production and environmentally friendly operating methods, our operations are certified in accordance with the ISO 9001 quality system and ISO 14001 environmental management system. Our products are always designed and manufactured in compliance with the applicable safety standards. The mechanical properties of our products are ensured by mechanical testing, and the operational safety is tested in accordance with internationally approved methods.





# Taking responsibility for the environment, economy and people

Lappset's corporate social responsibility is based on three aspects of responsibility – the responsibility for the environment, economy and people – applied in accordance with the recommendations of the international ISO 26000 standard. The ethical principles related to corporate responsibility are applied in all the Group's operations. In addition, we require from our subcontractor network that all our partners around the world are committed to our Supplier Code of Conduct.

## Taking care of the environment and making the environment enjoyable

In environmental affairs, we have been forerunners within our sector since our company was founded in the 1970s. Sustainability is in our DNA, as stated in one of our four basic values. The management of environmental affairs and supporting sustainable development are essential parts of our business quality and operating philosophy. We observe the environmental aspects, starting from procurement and product design, through the entire production process, all the way to installation. The long lifespan of our products supports sustainable development. We operate in accordance with the requirements of the ISO 14001 environmental management system. Our certified system (no. 1685-09) covers all our production facilities in Finland and Estonia. It is audited by an external independent auditor on a regular basis.

Our products are designed, manufactured, packaged and delivered so as to cause as little burden to the environment as possible. By using durable and recyclable materials we save raw materials and energy. We minimise emissions caused by delivery by selecting environmentally aware logistics partners, packaging our products carefully, filling shipping containers to maximum capacity, and favouring sea transport to far-away countries.

Thanks to the modular structure of our products, we can optimise the consumption, production, storage and transport of wood materials. We acquire the wood materials from PEFC-certified (Programme for the Endorsement of Forest Certification Scheme) forests only, which ensures that the wood materials we use come from managed forests that follow the principles of sustainable development. Lappset also has a PEFC CoC (Chain of Custody, no. 4704-05) certificate that ensures proper control of the chain of custody. Usage safety of our products is tested in accordance with internationally approved testing methods. We take care of the occupational health and safety of our staff in accordance with the Group's occupational health and safety programme.

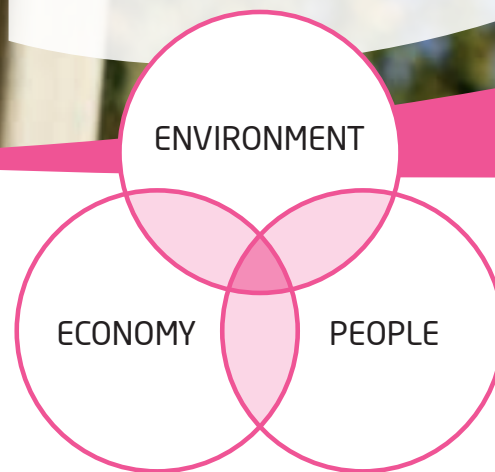
Our environmental policy is aimed at minimising the environmental impacts of manufacturing, products and services. We monitor the efficiency of these measures by means of audits, internal inspections and measuring the consumption of raw materials, energy and water. We continuously develop our operations and production processes in accordance with lean philosophy.





## Facts:

- » In its operations, Lappset Group Ltd complies with the recommendations of the ISO 26000 corporate responsibility standard.
- » Its corporate responsibility includes the environment, economy and people.
- » Lappset has a certified environmental management system in accordance with the ISO 14001 standard (no. 1685-09), a quality system in accordance with the ISO 9001 standard (no. 1088-10) and the PEFC™ CoC certificate on the control of the chain of custody of wood materials (no. 4704-05).
- » The validity of these certificates can be verified at the address: [www.inspecta.fi](http://www.inspecta.fi)
- » Lappset requires that its subcontractors comply with the company's supplier policy and the associated Code of Ethical Conduct.
- » For more information on corporate responsibility, read [www.lappset.com](http://www.lappset.com)



### Responsible management of corporate finance guarantees long-term growth

Company finances constitute an essential part of corporate social responsibility. For Lappset, this means that the management of corporate finance aims at enabling long-term growth. Our family-owned company's objective is to ensure that business operations continue from one generation to the next, while creating added value for stakeholders.

Economic responsibility also includes following the principles of good corporate governance in all operations. In addition to good corporate governance, compliance with the national and international legislation related to corporate financial management and the associated good practices is a natural part of our operations. Lappset is a financially solid and stable company, as proven by the AAA credit rating certificate we have been granted for several years in a row.

### Respecting and motivating people

The third pillar of corporate responsibility is the social dimension concerning people. This means our company's relations with any stakeholder group, including the staff, owners, investors, customers, end users, subcontractors and suppliers, co-operation partners, competitors, the authorities, subsidiaries, distributor network, organisations, educational institutions and their students, the media, and visitors. In accordance with our values, we operate so as to respect people and motivate them in various ways, while enjoying every success along the way.

Corporate social responsibility also means that we do not accept the use of child labour or forced labour in any form. We respect and comply with national and international labour

legislation. Promotion of occupational health and safety is the first priority in all our operations, and, as we adopt the new operating model in accordance with lean philosophy, its meaning will increase even further.

Lappset's co-operation with, for example, universities, other institutions of higher education and various schools represent the company's social impact. For almost four decades, we have been awarding a grant to the best thesis in the field of landscape architecture, selected annually by the Aalto University School of Arts, Design and Architecture. In Finland, we also organise an annual regional planning competition in collaboration with a specific customer for students of landscape architecture and planning. In addition, we provide students from various educational institutions opportunities to write their theses or do traineeships with us.

As part of our charitable activities, we support national organisations and local sports associations that offer children and young people opportunities to practice sports. The New Children's Hospital 2017 project to build a new children's hospital in Helsinki to serve the whole of Finland is the main target of our charity. As part of our HR programme, we support the well-being of our staff by encouraging them to be physically active. For example, by means such as gym memberships and other different events. To help our staff maintain their capacity to work, gym areas have been built in connection with Lappset's Rovaniemi and Helsinki offices where the staff can go and train.

# Wood is a user-friendly material

*Let the frost bite and the sun scorch,  
but the northern pine will endure.*

Nature is a good advocator of our choice of materials. The northern pine has always been exposed to four changing seasons and weather conditions shifting from one extreme to another. Pine is a natural and soft material for children. It remains pleasant to use in any weather conditions, because it does not get hot in the sun or freeze in the cold.

In other words, it is no wonder that we have chosen pine, naturally tested in the harsh conditions of the North, as our material. Pine is both an economically and ecologically sustainable material. Its lifespan is estimated to be 10 to 20 years, as long as the wood used in outdoor structures is preserved and maintained in an appropriate manner. In certain playgrounds, you can even find some of our products that have been installed more than thirty years ago!

Another important property the pine has in addition to durability is its environmental friendliness: as material, it has a negative carbon footprint. In other words, by choosing the correct wood material you can have an impact on slowing down climate change. We only use wood felled from certified forests, which means that the material is guaranteed to be ecologically produced. The PEFC certificate we use at the moment is the most widely used forestry certificate in the world, and it can only be granted by independent auditors. The use of certified forests is also closely monitored.









All of our products are  
recyclable or can be  
used in thermal energy  
production.



We only use durable  
high-quality materials





### Northern wood

The wood material we use is tight-grained, PEFC™-certified northern pine. Changes in humidity cause less changes in glulam than in solid wood. As a result, glulam maintains its shape even as time goes by.



### Metal components

The metal parts are made of stainless steel, anodised or painted aluminium or hot-dip galvanised steel, and the steel components are either sandblasted, treated with zinc epoxy and powdered paint or given an electrodeposited zinc coating and then a coat of powdered paint. The metal components have excellent weather-resistant properties and a finished look, they are also recyclable.



### High-pressure laminate panels

We use sturdy and durable high-quality panels made of high-pressure laminate.




### Lappset product sign

All our products come with a product sign specifying the exact model of the product. This makes ordering spare parts and maintenance easy.



### Ropes and nets

All the ropes and nets we use are steel reinforced. The cruciform joints are of stainless steel. The rope fasteners are made of strong plastic, and specially designed link fasteners are used in joints exposed to major angle changes.



### Climbing grips

Climbing grips have been made of pressured sandstone materials and designed especially for bouldering purposes. They are secure in use and feel as genuine stone materials.



### Swing chains

All our swing chains are made of 6 mm diameter stainless steel, guaranteeing long-lasting protection against corrosion, even in demanding conditions.



### Swing bearings

Swing bearings are cast stainless steel passivated against corrosion. The bearings are soundless and highly durable against mechanical and environmental strain. Thanks to complete re-design our swing bearing is now the most durable in the market, extremely sturdy and robust. While the bearing requires no actual maintenance, it is easy to detach with ordinary tools for seasonal storage.



### Swing chain covers

All our swing chain seats come with plastic chain covers that protect the child and feel pleasant to the touch.



### Wooden slide

Frame made of multi-layered glue-laminated wood. Lamella on top of the arched beam made consisting of high pressure laminate, protecting the top side from wear while at the same time being comfortable in use. 2 mm thick stainless steel sliding surface remains clean in mint condition for years, has low noise level and long service life when duly maintained.



### Plastic slide


The high-quality slide is made of MD-PE plastic. The plastic used for the slide meets the REACH requirements (EU regulation concerning Registration, Evaluation, Authorisation & restriction of Chemicals) and does not contain any compounds hazardous to health. The plastic slide is maintenance free and impact-resistant, and remains cool in the sun. The grooves along the middle of the slide help it dry faster after rain.

Thanks to its light weight, the UV-protected plastic slide is easy to transport and install.



### High pressure laminate slide

High pressure laminate slide requires less maintenance than a wooden slide, it is comparable to an all-steel slide. 2 mm thick stainless steel sliding surface remains clean in mint condition for years, has low noise level and long service life when duly maintained.



### Tunnels and tube slides

The tunnels and tube slides are made of plastic intended for outdoor use with high temperature and weather tolerance and impact resistance.



### Lappset spiral spring

The spiral spring of spring riders developed by Lappset has offered children the joy of fast movement for more than 30 years. It is made of robust LappCoat-coated steel. The spiral spring does not move sideways, giving children an enjoyable but safe swinging motion. The back-and-forth motion of the spring soothes children.



### Lappset spinning pivot

In addition to allowing the platform to spin around, the spinning pivot enables it to swing, thus introducing a new function. In addition, the pivots of any larger products feature a break for added safety that stops the spinning if the user falls off.



### Fasteners

Fasteners are made of stainless steel or hot-dip zinc-coated steel.

The Ø8 mm stainless steel screws, named after our installation engineer Aippa, are specifically designed for ease of installation. They do not slip in use. In addition, the form of the screw has been designed to reduce cracking of wood.



### Bonded rubber shred components

For part of its product range Lappset uses components made of bonded rubber shred, consisting of recycled rubber granules glued together with weather-resistant polyurethane adhesive. Some of these components use a combination of bonded rubber shred and natural rubber (EPDM).



### Ball joints of metal products

The ball joints and panel fastenings of the frame are made of fibreglass-reinforced polyamide plastic for outdoor use. They have high temperature and weather tolerance and impact resistance.





# LappCoat – unique coating for metal components

LappCoat is a coating method for metal components, developed by Lappset. We have designed the method with particular attention to the requirements of playground equipment.

The LappCoat coating was innovated through research and development which helped us define the stages of the production process, the chemicals used in the process, and the coating thicknesses. LappCoat provides metal components with unbeatable qualities, such as a 10-year guarantee. The LappCoat coating process has four stages. In the final stages, the metal components are undercoated with a zinc epoxy primer which protects them from corrosion and automatically repairs

small scratches on the surface. The LappCoat surface is finished with polyester powder coating, which leaves the surface shiny, extremely durable and pleasant to touch. The LappCoat method guarantees that the metal components have long-lasting, bright and fresh colours.

The LappCoat coating process is made unique by our rigorous methods and quality control. Even the smallest details of all stages of the process have been audited. In order to guarantee the outcome, we have also audited the processes of all subcontractors importing the materials needed in the LappCoat coating.


**Carbon steel**

**Sandblasting**

**Base treatment**

**Zinc primer**

**Powder coat**































Adelaide, Australia

















Melbourne, Australia

















Helsinki, Finland





















Haltern am See, Germany





















Seinäjoki, Finland













Puerto Rico, Spain


















# Symbols



Impact area (m<sup>2</sup>)



Minimum space



User age



Fall height





# SOLITAIRES

The playground classics  
are made to last





*Spring animals can catch the children's attention by their cheerful looks alone. They can tolerate almost any amount of rough riding and changing weather conditions.*

The cheerful and sympathetic spring animals are playground classics. They are eagerly used wherever they are available. We have made both observational studies and tests and used this material to find the optimal design for spring animals. On the basis of testing, one of the most popular ways of using the spring riders is to make them swing as fast as possible. For this reason, we have used the shape of the seat and the footrests to ensure the safety of the ride. So, even the daredevils will stay on board through rough riding!

### **Parents allowed to hop on as well**

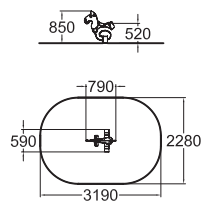
The smallest users have been taken into account in the dimensioning of the seat and the width of the footrests and

base. Even toddlers under the age of two can climb on the set independently – and safely. Due to optimised spring action, even smaller children can easily make the dog nod or the horse gallop. At the same time, the seat and the spring have been dimensioned in such a manner that an adult can swing on the spring animal while holding a small child. The structures of our equipment have undergone a stress test of 100,000 movements without showing any signs of damage.





### **Durable quality, minor maintenance needs**

We have selected the materials so as to keep the need for annual maintenance at a minimum level. The spring animals with panel frames are made of high-pressure laminate, which requires no maintenance. This material is highly wear-resistant and weatherproof. The handgrip and seat materials have also been selected with the demanding outdoor conditions in mind. This all means that our spring animals are not bothered by rough riding, freezing cold or blistering sunshine.

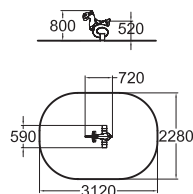








## 010501 HORSE

 6.4	 L: 3190 W: 2280 H: 2020
 2+	 520

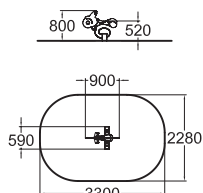
Deep mounting foundation 005049 or rubber base 706923 for surface mounting must be ordered separately.







## 010502 DOG

 6.3	 L: 3120 W: 2280 H: 2020
 2+	 520

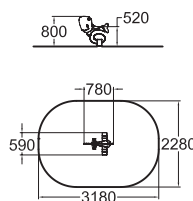
Deep mounting foundation 005049 or rubber base 706923 for surface mounting must be ordered separately.







## 010504 MOTORCYCLE

 6.7	 L: 3300 W: 2280 H: 2020
 2+	 520

Deep mounting foundation 005049 or rubber base 706923 for surface mounting must be ordered separately.

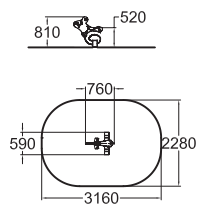


## 010505 WHALE





 6.4	 L: 3180 W: 2280 H: 2020
 2+	 520

Deep mounting foundation 005049 or rubber base 706923 for surface mounting must be ordered separately.

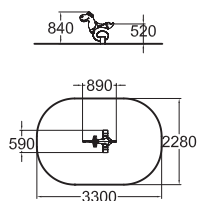








## 010506 MOUSE

 6.3	 L: 3160 W: 2280 H: 2020
 2+	 520

Deep mounting foundation 005049 or rubber base 706923 for surface mounting must be ordered separately.



## 010503 DINO

 6.7	 L: 3300 W: 2280 H: 2020
 2+	 520





Deep mounting foundation 005049 or rubber base 706923 for surface mounting must be ordered separately.



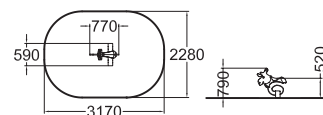








## 010512 MOOSE

 6.4	 L: 3170 W: 2280 H: 2020
 2+	 520

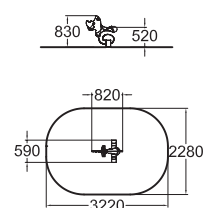
Deep mounting foundation 005049  
or rubber base 706923 for surface  
mounting must be ordered separately.







## 010507 RHINO

 6.5	 L: 3220 W: 2280 H: 2020
 2+	 520

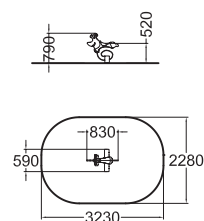
Deep mounting foundation 005049  
or rubber base 706923 for surface  
mounting must be ordered separately.



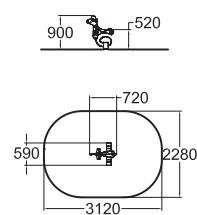
## 010513 SNAILIEN

 6.5	 L: 3230 W: 2280 H: 2020
 2+	 520

Deep mounting foundation 005049  
or rubber base 706923 for surface  
mounting must be ordered separately.



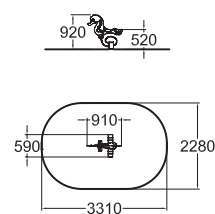




## 010508 GIRAFFE

6.3	L: 3120 W: 2280 H: 2020
2+	520

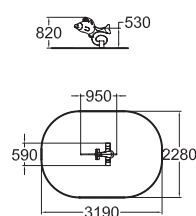
Deep mounting foundation 005049 or rubber base 706923 for surface mounting must be ordered separately.



## 010511 SEAHORSE

6.6	L: 3310 W: 2280 H: 2020
2+	520

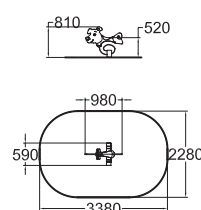
Deep mounting foundation 005049 or rubber base 706923 for surface mounting must be ordered separately.



## 010514 FISH

9.6	L: 3700 W: 2280 H: 2020
2+	520

Deep mounting foundation 005049 or rubber base 706923 for surface mounting must be ordered separately.

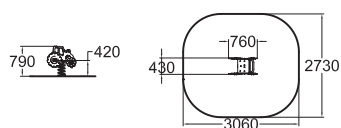






## 010516 PIG

6.8	L: 3380 W: 2280 H: 2020
2+	520

Deep mounting foundation 005049 or rubber base 706923 for surface mounting must be ordered separately.

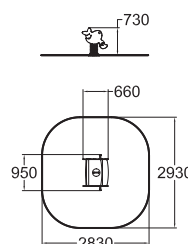




	7.5		L: 3060 W: 2730 H: 1920
	2+		420





Deep mounting foundation 705101 or rubber base 706923 for surface mounting must be ordered separately.

## 010515 TRACTOR



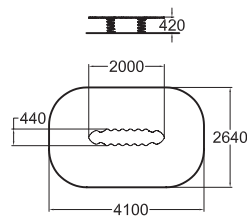

## 010710 FOX



	7.4		L: 2930 W: 2830 H: 2230
	2+		420

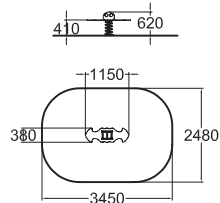

Deep mounting foundation 705998 or 2 x rubber bases 706923 for surface mounting must be ordered separately.





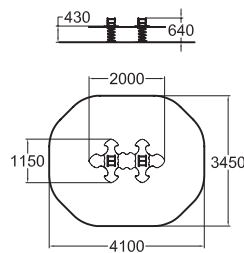
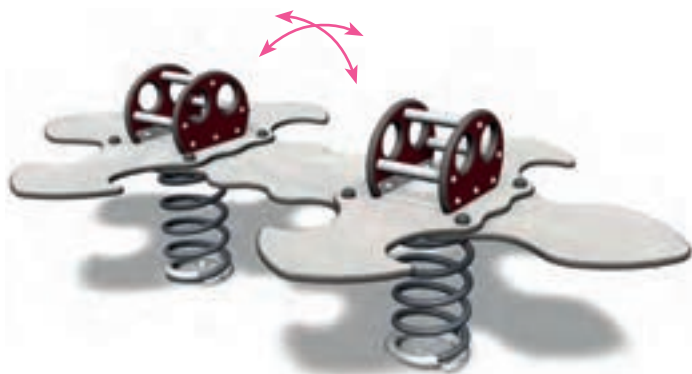
## 096319 CABBAGE WORM

10	L: 2640 W: 4100 H: 2145
1+	450



## 096320 LADYBIRD FOR 2

7.7	L: 3450 W: 2480 H: 2125
1+	470



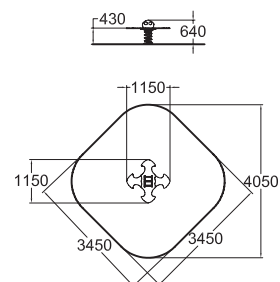
## 096322 LADYBIRD FOR 8

12.3	L: 4100 W: 3450 H: 2140
1+	490



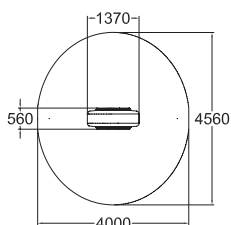
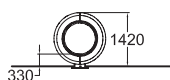
## 096321 LADYBIRD FOR 4

11	L: 3450 W: 3450 H: 2140
1+	490







Products 096319-096321 include foundation.



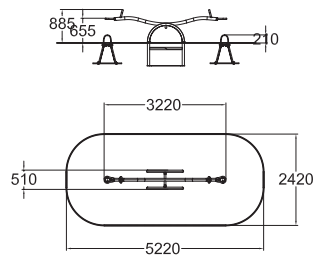


## 200020 SPINNING MACHINE

	14.4		L: 4560 W: 4000 H: 1800
	6+		1000

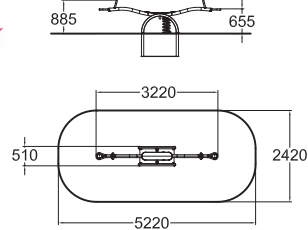
Surface mounting





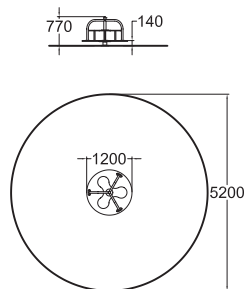
## 220050 SEESAW

11.8	L: 5220 W: 2420 H: 2660
3+	1100



## 220051 SEESAW

11.8	L: 5220 W: 2420 H: 2660
3+	1100



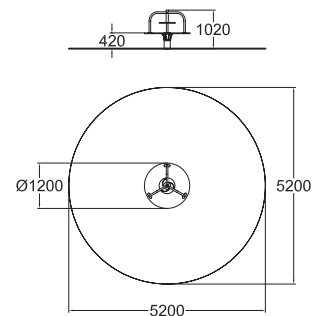
## 137003M IODINE

21.2	L: 5200 W: 5200 H: 1930
3+	1000



## 137004M RUMBA





21.2	L: 5200 W: 5200 H: 2220
3+	1000

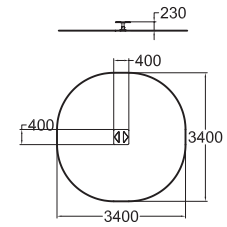










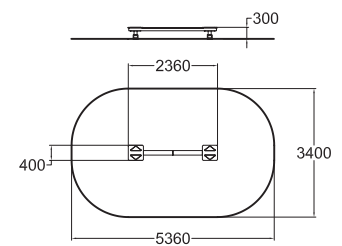
## 137200M ROCKER

 10.3	 L: 3600 W: 3400 H: 2035
 2+	 235







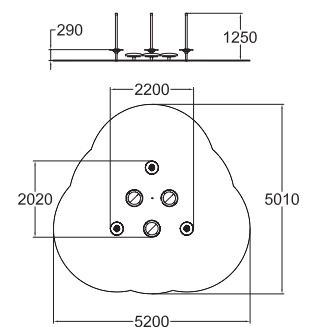
## 137210M SHAKER

 17.4	 L: 5360 W: 3600 H: 2105
 2+	 600

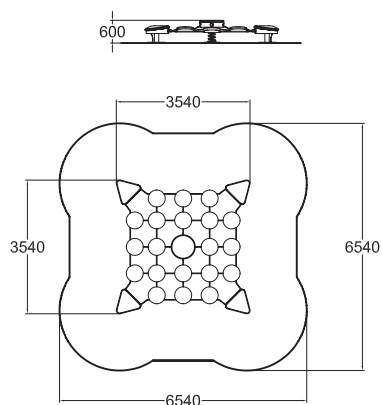


## 220037 UNION





 19.5	 L: 5200 W: 5010 H: 2090
 2+	 290

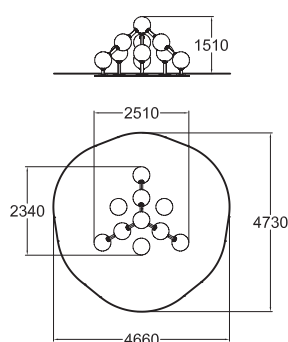










## 200010 SURFY

 38.3	 L: 6540 W: 6540 H: 2350
 4+	 1000



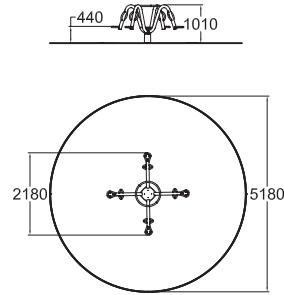
## 160005 PYRAMID CLIMBER

 17	 L: 5340 W: 5440 H: 3310
 4+	 1510

Deep mounting foundation 160000 must be ordered separately.





220505 yellow / black

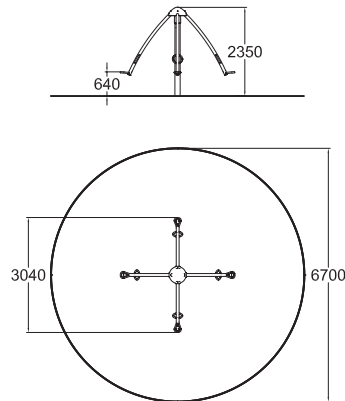




**137043M**





**XROLL**

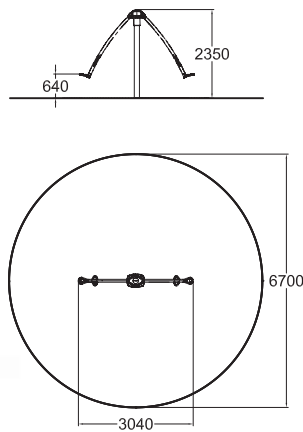
 21	 L: 5180 W: 5180 H: 2000
 4+	 1000



**137042M**





**XSPEED**

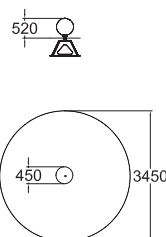
 35.3	 L: 6700 W: 6700 H: 2350
 6+	 1000



**220041**





**XSPEED FOR 2**

 35.3	 L: 6700 W: 6700 H: 2350
 6+	 1000



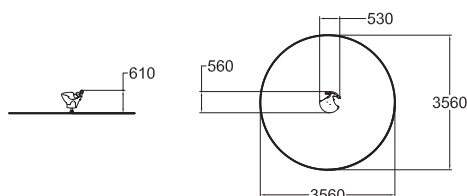
**160001**

**PRECISION BALL**





 0	 L: 3450 W: 3450 H: 2320
 4+	 520

220501 Yellow  
220502 Grey





## 220034 FROGGY

 10	 L: 3560 W: 3560 H: 1870
 2+	 370



ABC products are now  
available with playful roofs!  
For more information see  
[www.lappset.com](http://www.lappset.com)



# FINNO ABC

ABC – Play provides a basis for learning





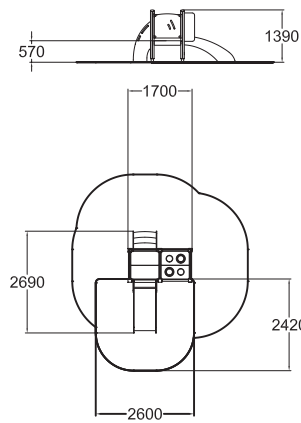
*From the start to finish, Finno ABC has been designed to support children's natural enthusiasm to move and play.*

In addition to being user-friendly, the ABC product range ensembles designed for under 4-year-olds and their parents constitute visually attractive splashes of joy in a park or a yard. Toddlers have a natural desire to learn new ways of moving around. Their enthusiasm, physical skills and height require frames designed specifically for them to feed their natural desire to develop motor skills. From the very start, Finno ABC playground equipment has been designed to support motor development. This has been taken into account in the colours, shapes, materials and dimensions of the frames.

### **Safe play together with an adult**

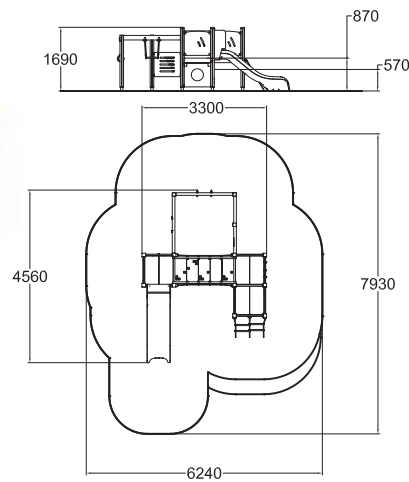
When using ABC equipment, children can learn by practicing the basic functions: it allows them to swing, slide, climb, or even indulge in imaginary role play. The products in the Finno ABC range have been designed to be simple enough to make them easy to use for toddlers. They can play in these sets with ease, and play is the most natural way for children to learn new things. Naturally, toddlers also need their parents' support in the learning process. This has been taken into account in the dimensioning of the ABC products, so that there is room for parents to assist their children. Now these product solutions also fit better together with our other product families, allowing the construction of even large playground ensembles for children of different ages.





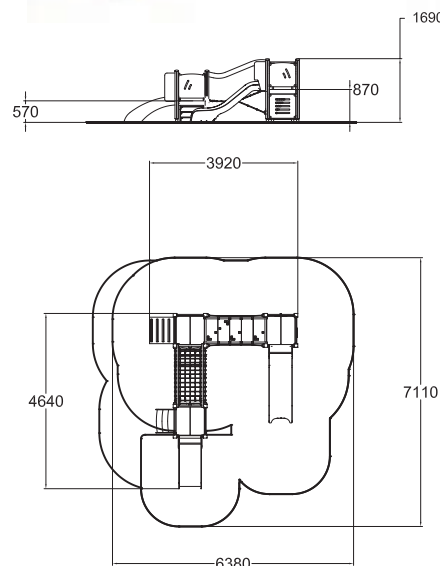
## 104310M ANTON

17.2	L: 5200 W: 4650 H: 2370
1+	1000



## 104325M LUCAS

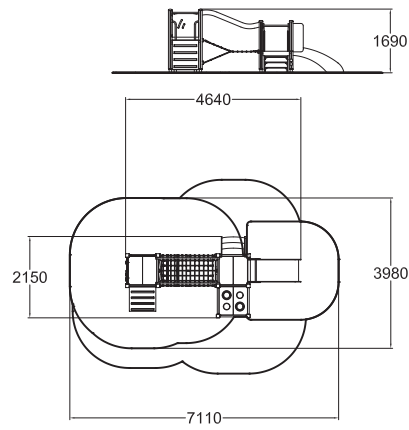
37.9	L: 7930 W: 6240 H: 2670
3+	1000



## 104320M MARCUS

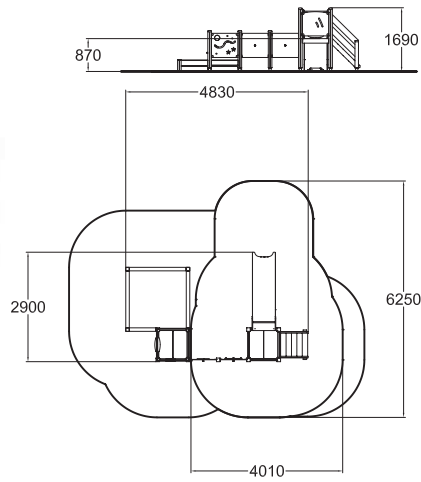
36.4	L: 7110 W: 7000 H: 2670
1+	1000





## 104315M TINO

M² 22	L: 7110 W: 5130 H: 2670
1+	1000



## 104510M LISA

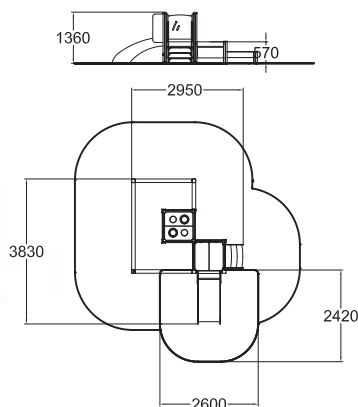
M² 20.7	L: 7815 W: 6250 H: 2700
1+	1000

Deep mounting



ABC products are now  
available with playful roofs!  
For more information see  
[www.lappset.com](http://www.lappset.com)

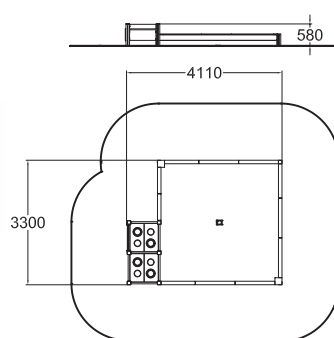




## 104500M ROSA

7.2	L: 6340 W: 5960 H: 2370
1+	1000

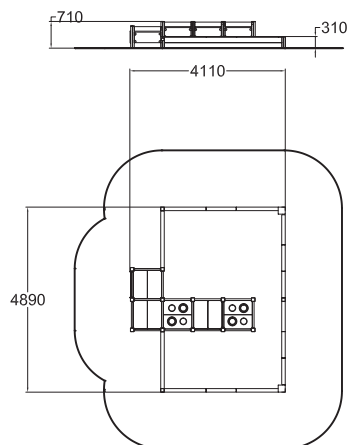
Deep mounting



## 104512M SOFIA

0	L: 7070 W: 5960 H: 2380
1+	570

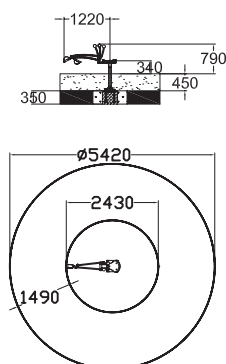
Deep mounting



## 104515M LINNEA

0	L: 7900 W: 7075 H: 2510
1+	570

Deep mounting



## 104980 SAND CRANE

0	L: 5420 W: 5420 H: 1800
3+	345

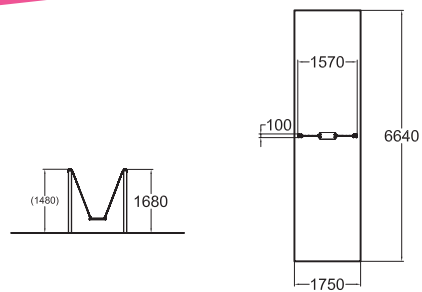
Deep mounting









Chain 160 cm

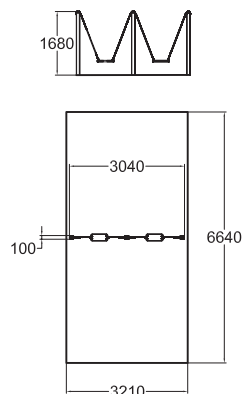
RAL7024, RAL9023  
Hot-dip galvanized







## 220001M TERBIUM

 11.6	 L: 6640 W: 1750 H: 2500
 1+	 1000

Underground foundation without concreting can be carried out by using foundation assembly. Foundation assembly elements and rubber seat/ cradle seat must be ordered separately.



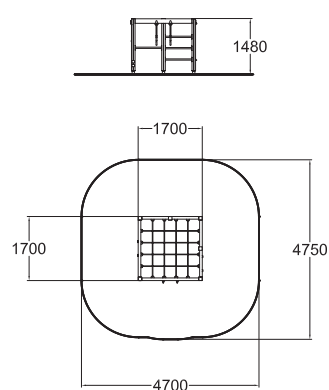
## 220002M TELLURIUM

 21.3	 L: 6640 W: 3210 H: 2500
 1+	 1000





Underground foundation without concreting can be carried out by using foundation assembly. Foundation assembly elements and rubber seat/ cradle seat must be ordered separately.

RAL7024, RAL9023  
Hot-dip galvanized

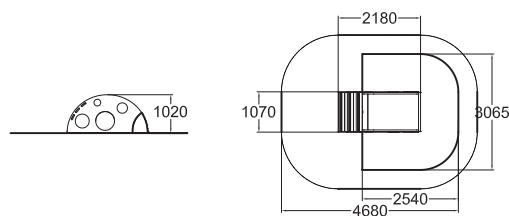
Chain 160 cm



## 104072M CLIMBING FRAME

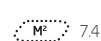
 20	 L: 4750 W: 4700 H: 2970
 3+	 1470





**M96371**

**LADYBIRD PLAYHOUSE**



7.4



L: 5180  
W: 4070  
H: 2375

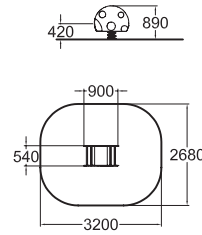



1+



1000

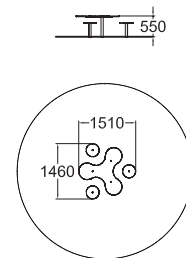




## 096325 LADYBIRD

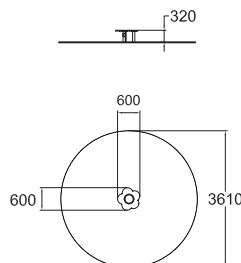
7	L: 3200 W: 2680 H: 1970
1+	430

Includes foundation



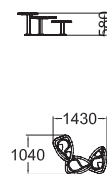
## J31934M NICO

0	L: 4500 W: 4500 H: 2350
2+	550



## 104610M FLOWER TABLE

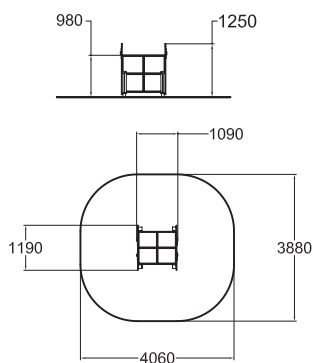
0	L: 3610 W: 3610 H: 2120
1+	320







## 104333M ELLA

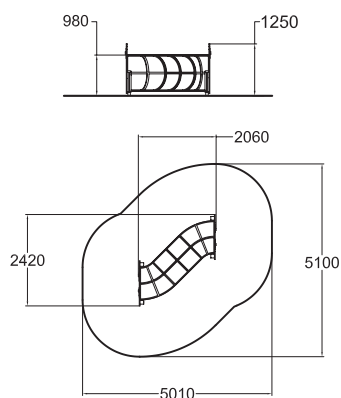
0	L: 4420 W: 3990 H: 2080
1+	580









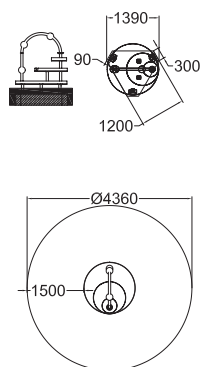
## 104620M TUBE TUNNEL

 14	 L: 4060 W: 3880 H: 2780
 1+	 980







## 104625M LONG TUBE TUNNEL

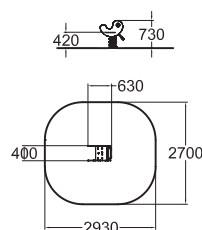

 19	 L: 5010 W: 5010 H: 2780
 1+	 980







## 104982 WATER PLAY

 0	 L: 4400 W: 4400 H: 1150
 1+	 0

Deep mounting

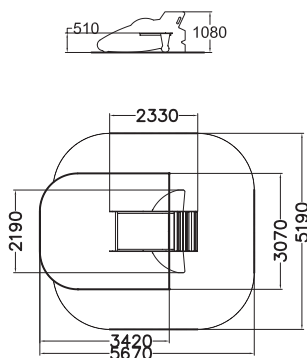


## J51511M PICO

 7	 L: 2930 W: 2700 H: 1970
 1+	 430

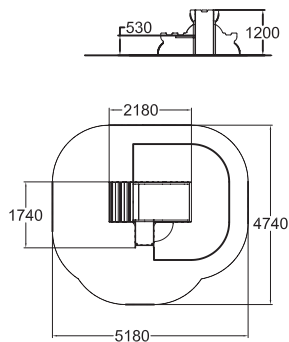
Includes foundation





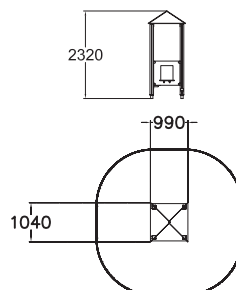
## M96254 AIRPLANE

10.1	L: 5670 W: 5190 H: 2375
1+	1000



## M96009 CASTLE

15.2	L: 5180 W: 4740 H: 2390
1+	1000



## 104300M PLAY HOUSE

0	L: 3850 W: 3850 H: 2320
1+	0





# FINNO

The new Finno – a classic refined  
with touches of modern design





*We listened to designers and, first and foremost, the users. This resulted in five new colour schemes and streamlined Scandinavian design.*

We dared to give our classic a revamp, and now it is available in five different colour schemes and refined with a new modern touch. The idea for new colour schemes came from both the designers and users. The fresh worlds of colour are harmonious, inviting children to play. In design, on the other hand, we opted for Scandinavian approach with clear lines. Now the structures are more open and have more air around them, with such concrete examples as see-through climbing walls and narrower beams.

## Going outdoors together

So, there are now five new and bright colour schemes: Lime Green, Apple Red, TuttiFrutti, Liquorice Grey and Candy Fuchsia. In addition to its colours, the design of the Finno range is implemented along the same lines as that of the Fitness and Senior Sport equipment ranges. The Finno playgrounds can be seamlessly combined with other product ranges, such as sports area equipment. One of our basic philosophies is to provide children and their parents with a chance to move and exercise together.



# Examples of play activities

*We design constantly new play functions for the joy of children.*

*For more information on play functions, please visit our website at [www.lappset.com](http://www.lappset.com)*




Sea play panel



Dashboard play panel




Abacus play panel



Track play panel


Turning and switching small buttons and controls develops children's fine motor skills. Using the sense of touch improves also three-dimensional perception.



Labyrinth play panel



Kiosk play panel



Roulette play panel



Window play panel



Compass



Telescope



Treasure map

In role play children have the opportunity to practice experiencing and expressing feelings.



Controls



Steering wheel



Helm



Climbing wall with holes



Transparent climbing wall



Rung net



Rung ladder

Movement and play help children towards better awareness of themselves and their skills. Facing danger is also a natural part of growing up and developing.

In climbing ladders and networks children make use of all four limbs, which helps them achieve better physical awareness. At the same time they learn to control and coordinate both right and left side.



Stairs



Leaning climbing net

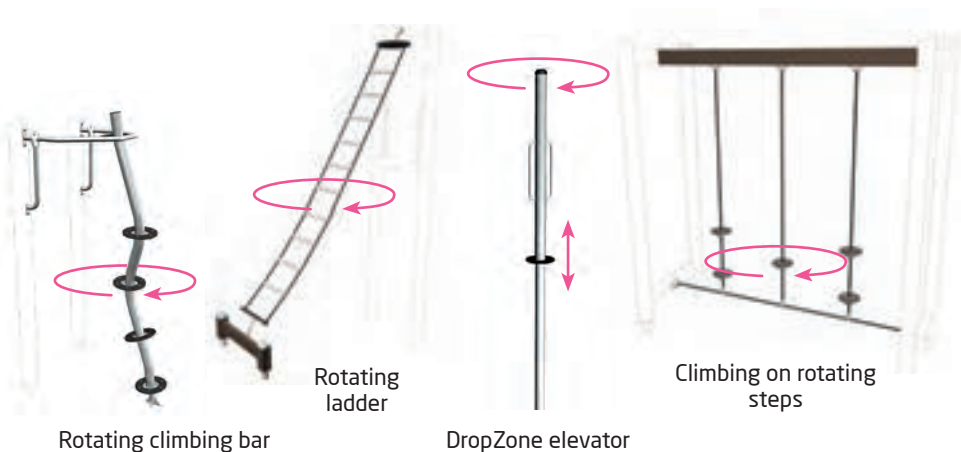


Curved ladder



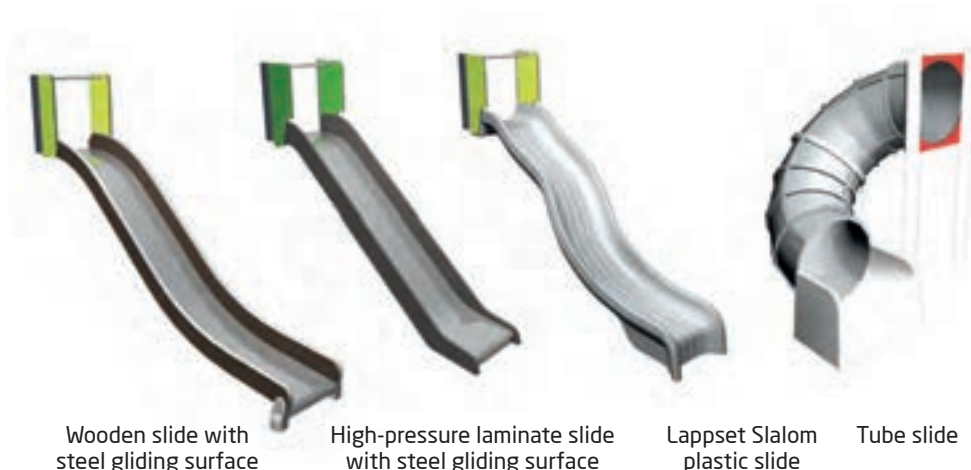
Curved climbing wall with a rope





Climbing also interests older children, being a natural opportunity for learning to avoid danger. When children face their fear and test their skill on a climbing frame, they become more ready to face the unexpected.

Exciting DropZone elevator can be combined with various Finno and Cloxx play equipment.



The surrounding conditions should be kept in mind when choosing the slide material. In warmer climates, under direct sunlight, plastic slides will not get too hot for sliding. If the park equipment is for rougher than average use, high pressure laminate is recommended.

The Tube is a unique product in our product range. Because the Tube is assembled out of modules, it can be made into nearly any shape. It can also include transparent parts. Thanks to its modular structure, the Tube also rises higher than other slides.



Balance protects the body from injuries by preventing accidents. The most intense development phase of balance takes place between the ages of 5 and 7, but its maintenance and development need constant training.

Even light balance training strengthens the cooperation between the sense of sight and the sense of touch in the soles of the feet. This is developed further through repetition. Balancing also improves body control, which helps individuals to perceive themselves in relation to the surrounding space.



Frame top, ridge roof and cloud roof are made of durable high-pressure laminate of high quality that it is easy to keep clean. The cloud roof comes in eight different colours.





## Choose from 5 colour themes

*Ready-made colour themes make design and selection easy. All new Finno products are available in the theme colours shown. For more information on products and theme colours, please visit our homepage [www.lappset.com](http://www.lappset.com)*

**LIME GREEN** 



**APPLE RED** 



**LIQUORICE GREY** 



**TUTTIFRUTTI** 



**CANDY FUCHSIA** 





# Make your own mix!

The new Finno allows endless combinations within the same product.

To design your own Finno, choose a basic product and:

- A) Roof option
- B) Colour of ropes
- C) Slide
- D) Colour of climbing wall
- E) Colour of effect beams
- F) Colour of walls and HPL elements
- G) Colour of handrails
- H) Colour of posts and beams
- I) Foundation



1 3 7 1 0 5 M -  
A B C D E F G H I  
2 1 1 7 1 7 10 1 1

## A Top options



Ridge roof 1

Frame top 2

Sky top 3

## B Ropes



Black 1

Grey 2

Beige 3

Red 4

Blue 5

## C Slide options



Wooden slide 1

Same colour as posts

HPL slide 2

Dark grey

Plastic slide 3

Grey

## D Climbing walls



Dark grey 1

Light grey 2

Red 3

Blue 4

Green 5

Yellow 6

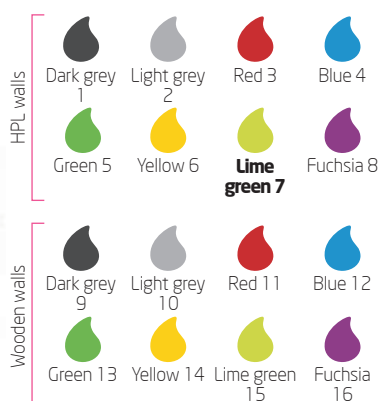
Lime green 7

Fuchsia 8


## E Effect beams




## F Walls and HPL elements



## G Handrails



## H Posts and beams



## I Foundation options

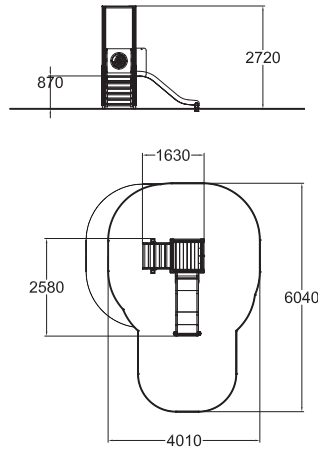


Metal parts are light grey (RAL9022) in all products. The floors of tower products are pressure impregnated.



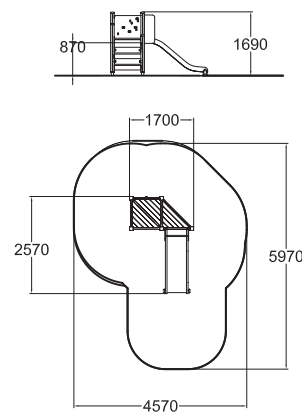


All products available in  
**FIVE COLOUR  
THEMES**



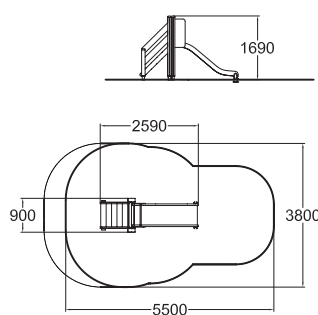
## 137015M TOWER AND SLIDE

19	L: 6040 W: 4600 H: 2760
1+	1000



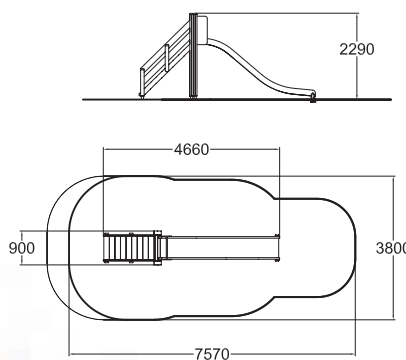
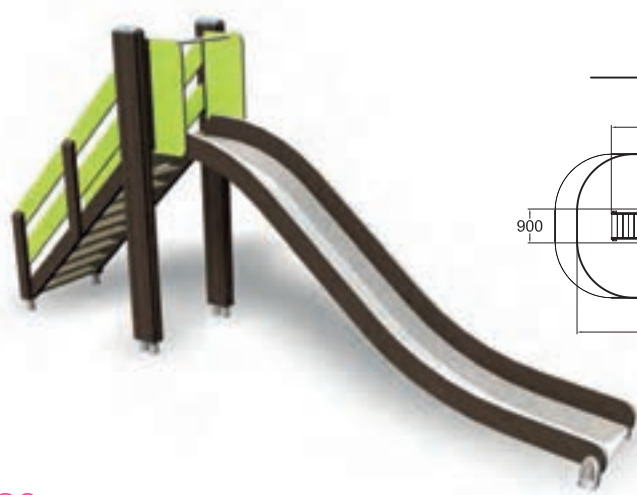
## 137338M SLIDE

20	L: 4570 W: 6040 H: 2670
1+	1000



## 137017M SLIDE

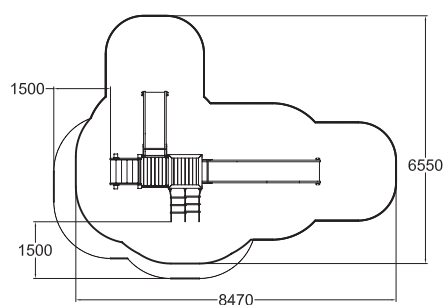
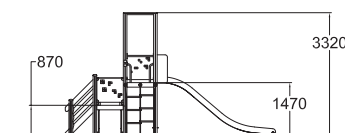
16.3	L: 6070 W: 3800 H: 2670
1+	1000



## 137019M SLIDE

23.9	L: 8150 W: 3800 H: 2990
2+	1470





## 137032M ACTIVITY TOWER

M² 34.2

L: 9050  
W: 7130  
H: 3360



1+

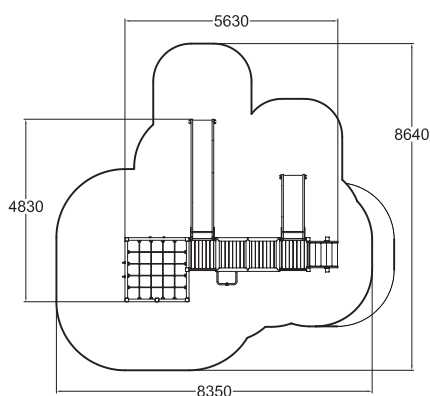


1470



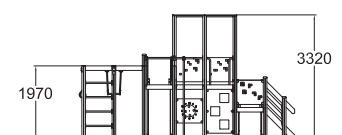


All products available in  
**FIVE COLOUR  
THEMES**

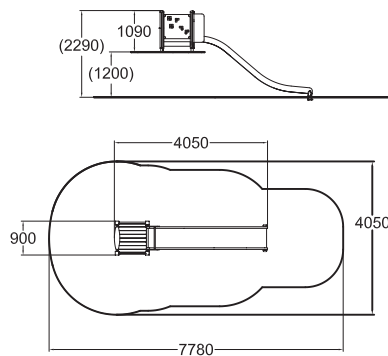


## 137124M ACTIVITY TOWER





50.5	L: 8930 W: 8640 H: 3320
1+	1970

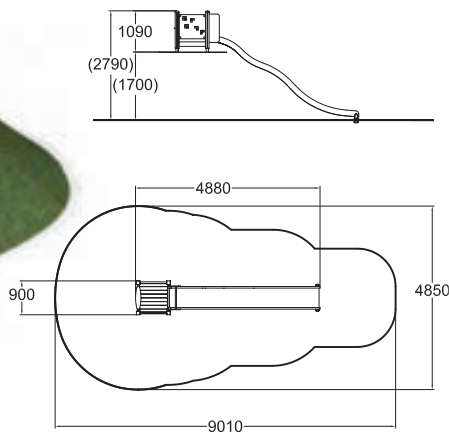










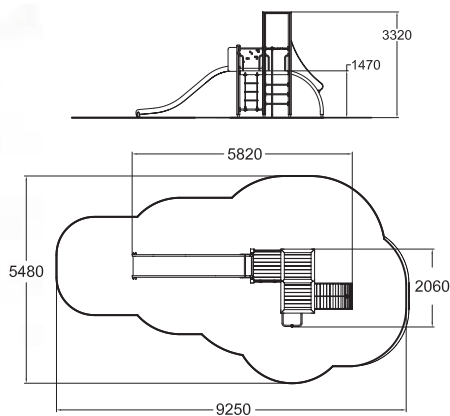
## 137020M EMBANKMENT SLIDE

 24.9	 L: 7780 W: 4050 H: 3270
 2+	 1000







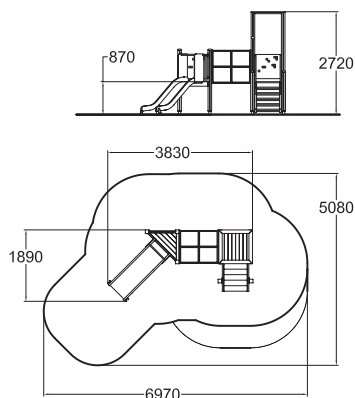
## 137025M EMBANKMENT SLIDE

 32.2	 L: 9010 W: 4850 H: 3870
 2+	 1000







## 137100M ACTIVITY TOWER

 35	 L: 9320 W: 5480 H: 3360
 4+	 1470



## 137117M ACTIVITY TOWER

 23.9	 L: 6970 W: 5080 H: 2760
 1+	 1000







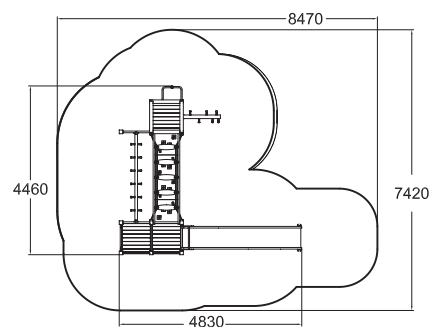
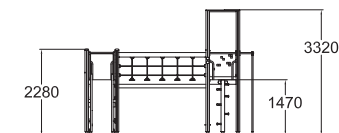


All products available in  
**FIVE COLOUR  
THEMES**







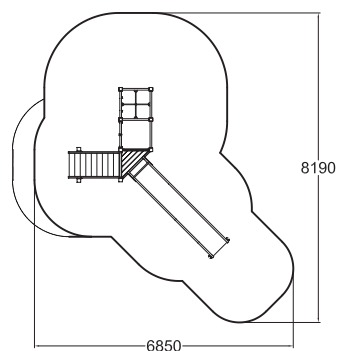
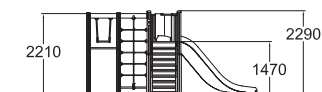
## 137105M ACTIVITY TOWER

 43.8	 L: 7420 W: 8470 H: 3360
 4+	 1470



## 137115M ACTIVITY TOWER

 35.3	 L: 8190 W: 7430 H: 3710
 2+	 2210

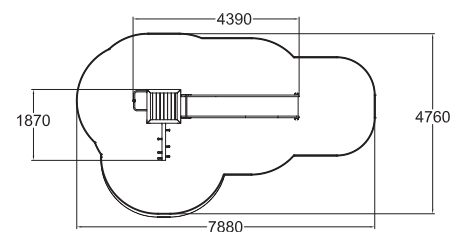
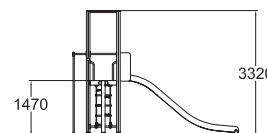






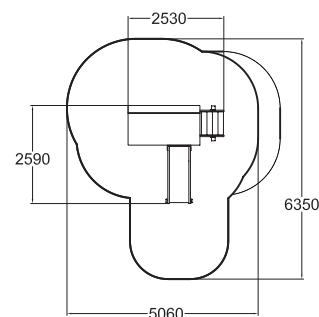
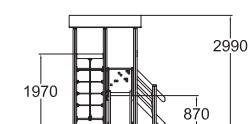
## 137150M ACTIVITY TOWER

26.9	L: 7890 W: 4850 H: 3320
4+	1470



## 137375M ACTIVITY TOWER

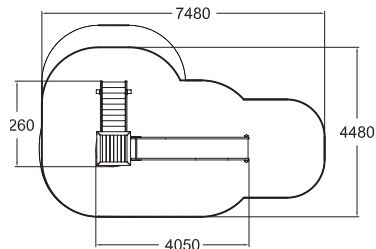
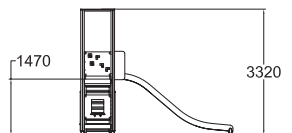
23.2	L: 5640 W: 5350 H: 3030
1+	1970







All products available in  
**FIVE COLOUR  
THEMES**



## 137346M ACTIVITY TOWER

MF 26



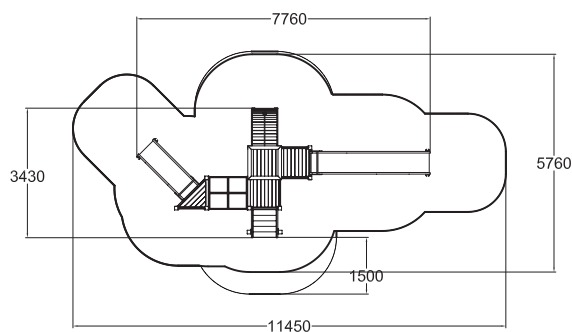
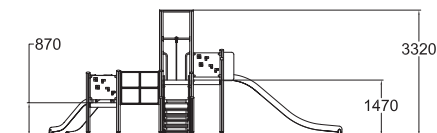
L: 5060  
W: 7480  
H: 3360



2+



1470



## 137031M ACTIVITY TOWER

MF 46.5



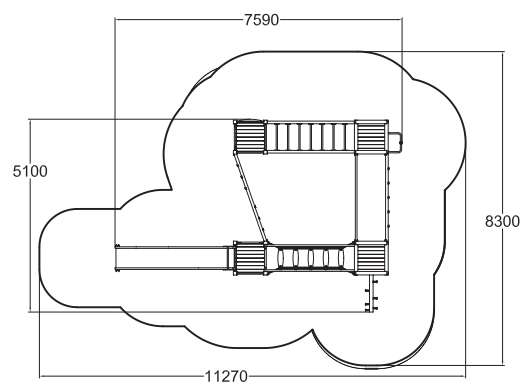
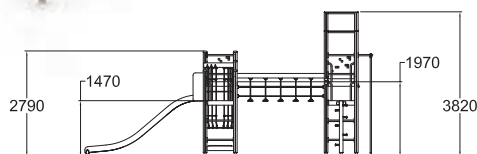
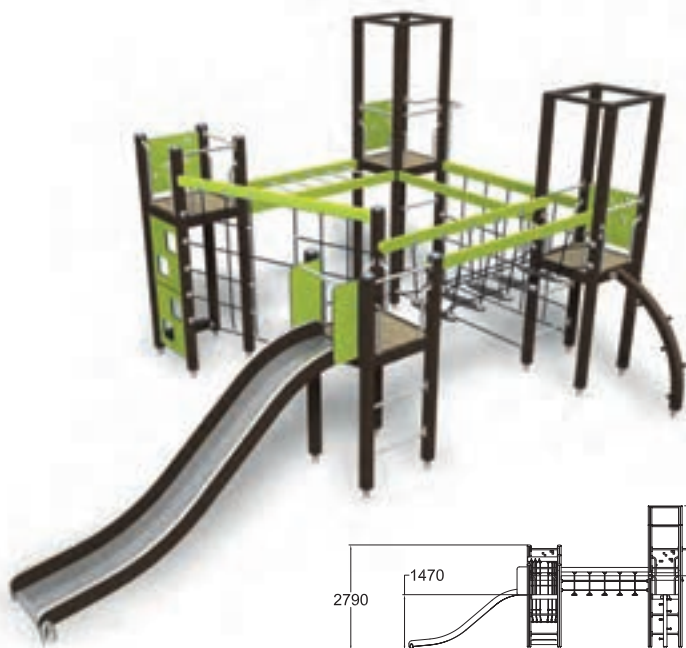
L: 6410  
W: 11450  
H: 3360



1+



1470



## 137302M MOTORIC TRACK

MF 66.3



L: 8390  
W: 11270  
H: 3820



4+







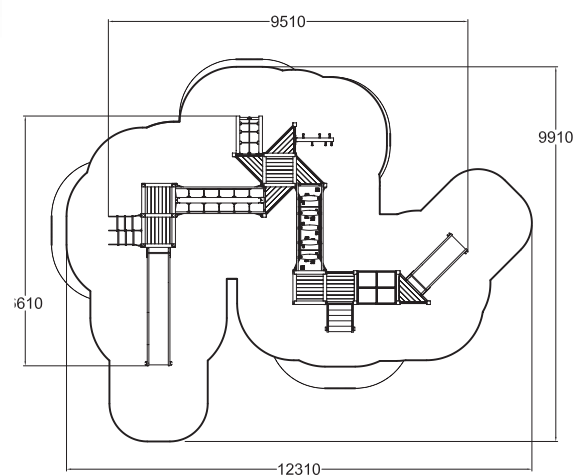
2470





## 137050M ACTIVITY TOWER

 74.1	 L: 12700 W: 10110 H: 3320
 1+	 1470









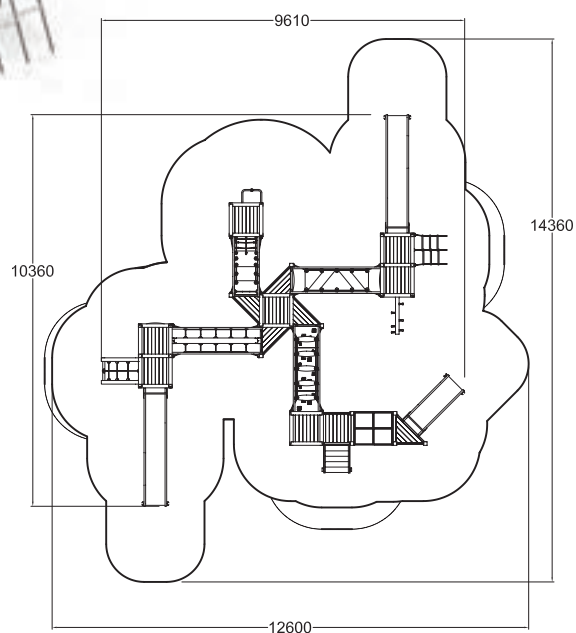


All products available in  
**FIVE COLOUR  
THEMES**







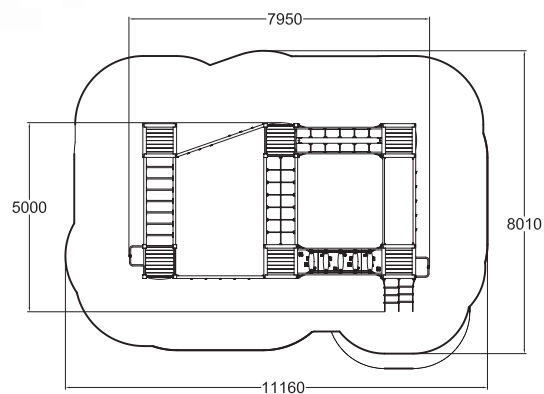

## 137055M MOTORIC TRACK

 108.2	 L: 14360 W: 12800 H: 3860
 1+	 1970



## 137300M MOTORIC TRACK

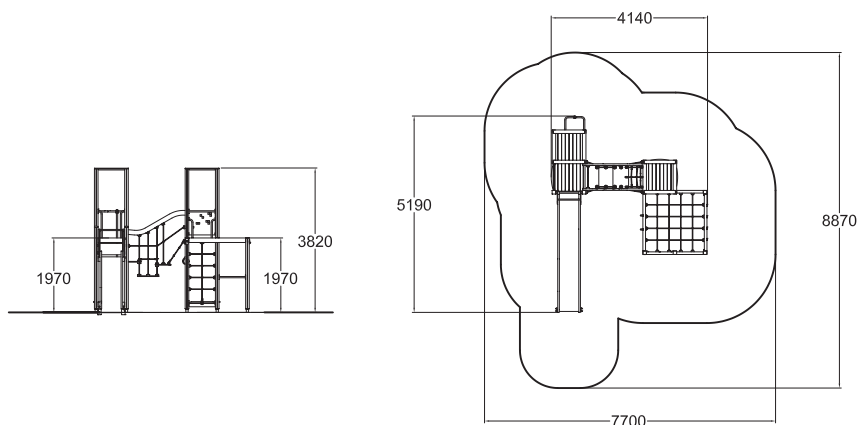
 80.9	 L: 11160 W: 8400 H: 3820
 4+	 2570











**137132M** ACTIVITY TOWER



**137132M**  
ACTIVITY TOWER

 49.1	 L: 8870 W: 7700 H: 3860
 4+	 1970







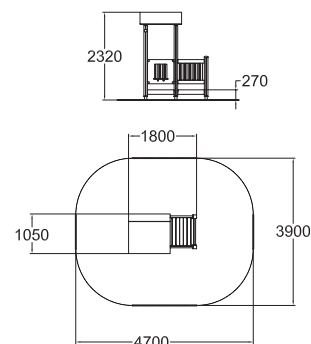


All products available in  
**FIVE COLOUR  
THEMES**







## 137455M PLAY HOUSE

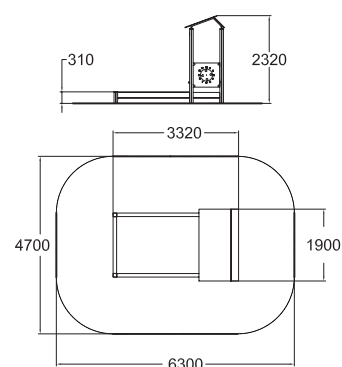
 0	 L: 4700 W: 3900 H: 2410
 1+	 270







## 137407M PLAY YARD

 0	 L: 4700 W: 5900 H: 2360
 1+	 310

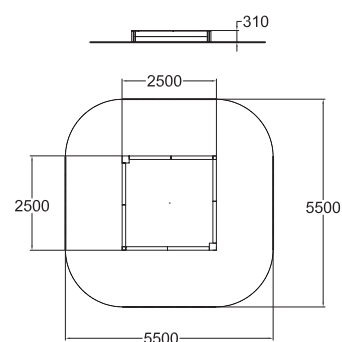
Deep mounting



## 137400M SANDBOX

 0	 L: 5500 W: 5500 H: 310
 1+	 310

Deep mounting







## 137404M SANDBOX

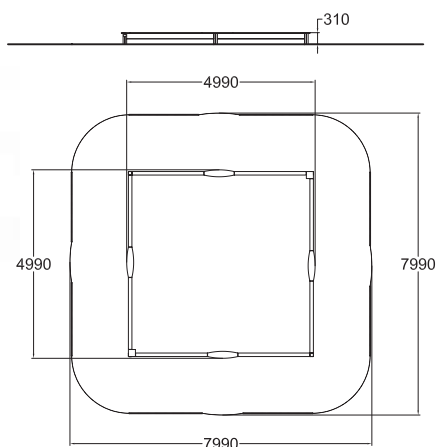

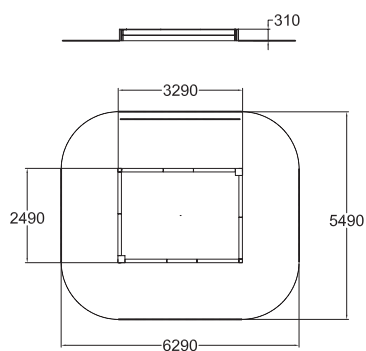
0	L: 6290 W: 5490 H: 2110
1+	310

Deep mounting

## 137410M SANDBOX

0	L: 7990 W: 7990 H: 2110
1+	310

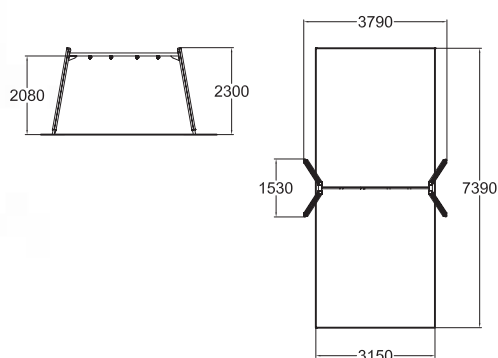
Deep mounting







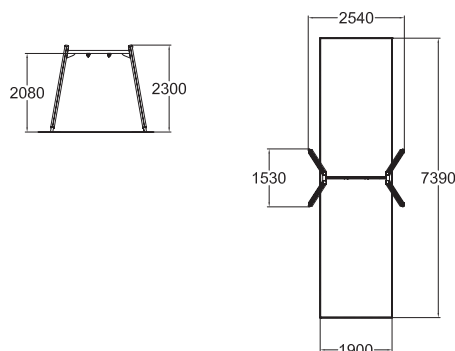
All products available in  
**FIVE COLOUR  
THEMES**



## 137414M SWING FRAME

23.3	L: 7390 W: 3150 H: 2700
1+	1200

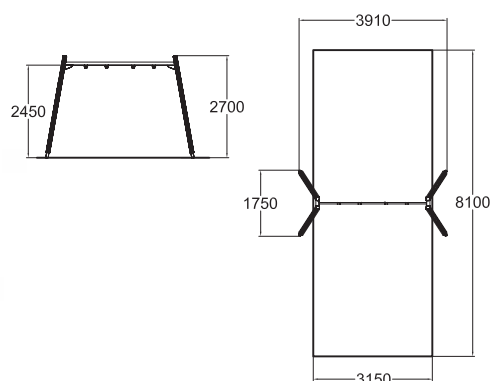
Chain 160 cm



## 137412M SWING FRAME

14	L: 7390 W: 1900 H: 2700
1+	1200

Chain 160 cm



## 137415M SWING FRAME

25.5	L: 8100 W: 3150 H: 2900
4+	1400





Chain 210 cm

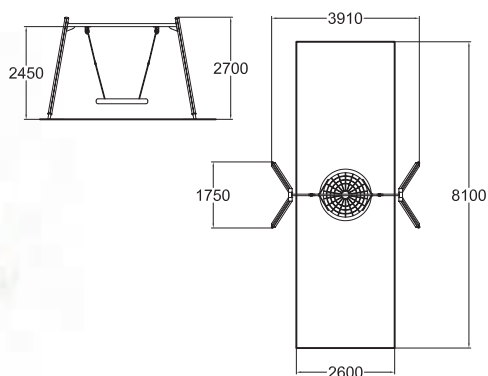




## 137417M





### BIRD'S NEST SWING

 25.5	 L: 8100 W: 3150 H: 2900
 1+	 1400

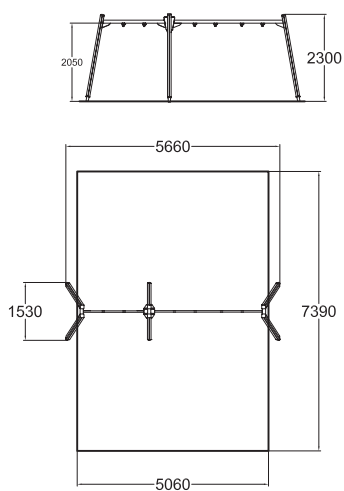


## 137418M

### SWING FRAME

 37.4	 L: 5060 W: 7390 H: 2700
 3+	 1200

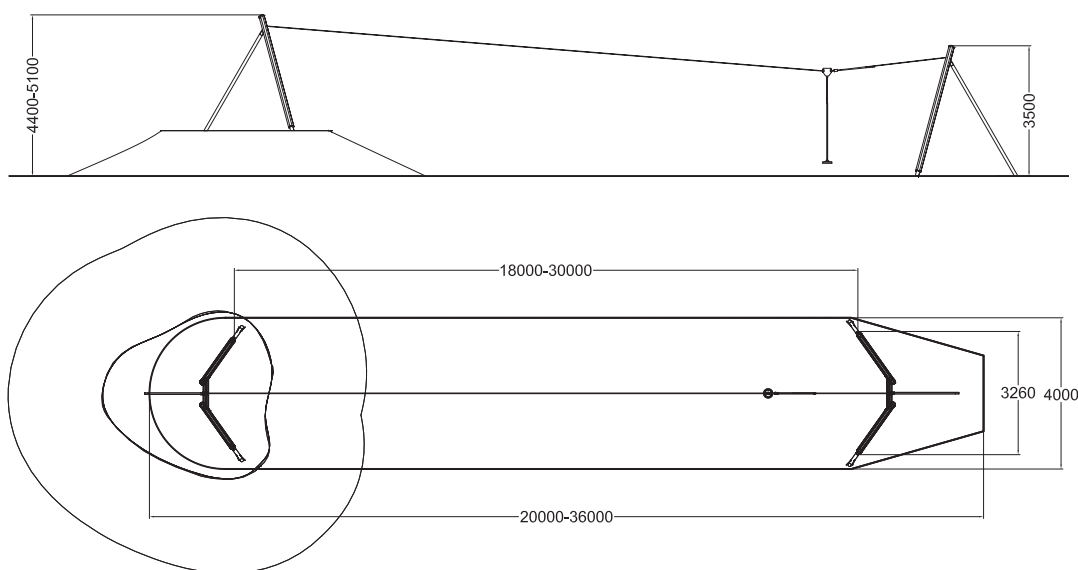
 Chain 160 cm







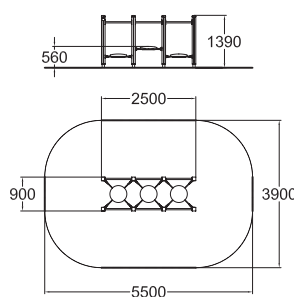
All products available in  
**FIVE COLOUR  
THEMES**



## 160050M AERIAL RUNWAY

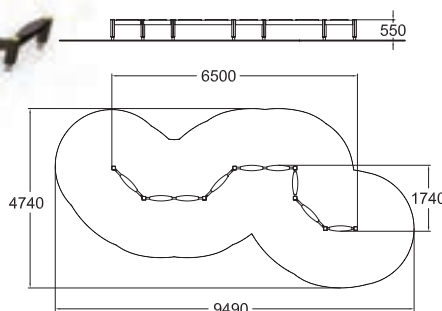
M²	80-144m²		L: 36000 W: 4000 H: 5100
	6+		1000

Deep mounting



## 137035M BALANCING BRIDGE

M²	0		L: 5500 W: 3900 H: 2300
	3+		560







## 137225M BALANCING SNAKE TRACK

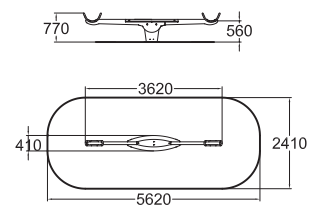
M²	0		L: 9490 W: 4740 H: 2360
	3+		560









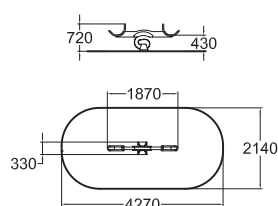
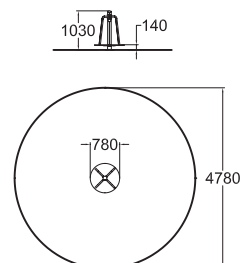
## 137237M SEESAW

 12.7	 L: 5620 W: 2410 H: 2500
 3+	 840







## 137033M CAROUSEL

 18	 L: 4780 W: 4780 H: 2140
 2+	 1000



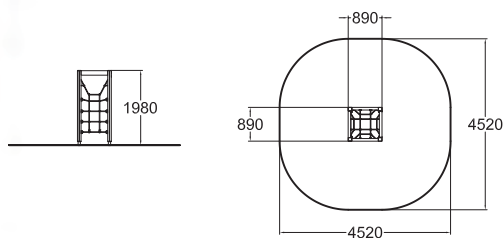
## 137303M GRASSHOPPER

 8.3	 L: 4270 W: 2140 H: 2500
 2+	 590



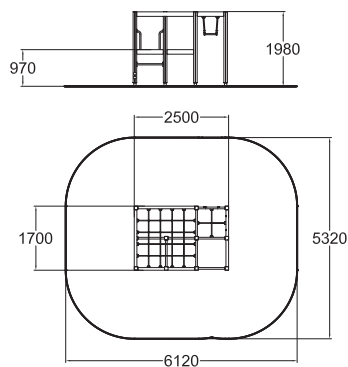


All products available in  
**FIVE COLOUR  
THEMES**



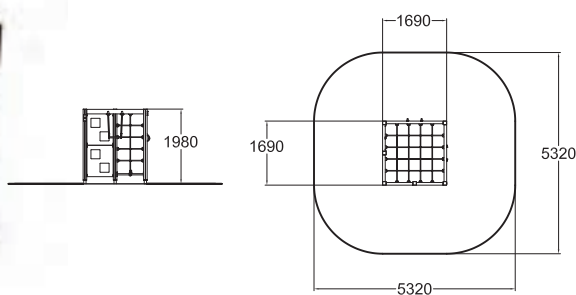
### 137070M CLIMBING FRAME

17.6	L: 4520 W: 4520 H: 3470
4+	1970



### 137073M 3D CLIMBING FRAME

30	L: 6120 W: 5320 H: 3470
4+	1970

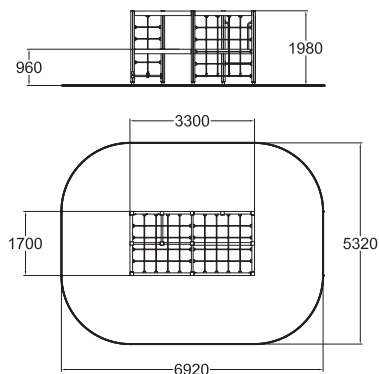


### 137072M CLIMBING FRAME

28.5	L: 5320 W: 5320 H: 3470
3+	1970

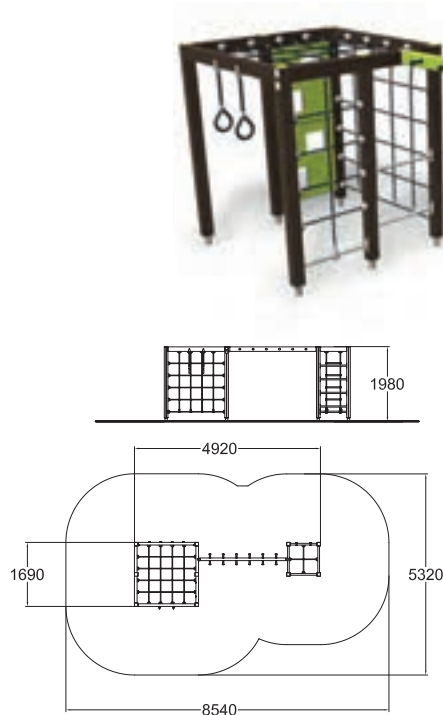






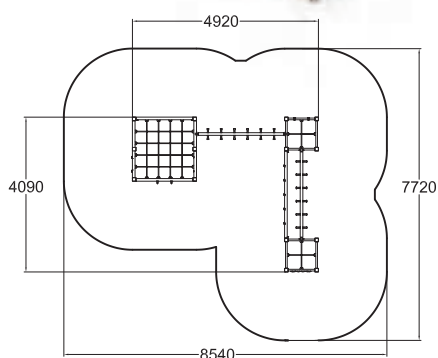
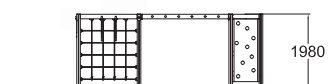
## 137074M 3D CLIMBING FRAME

34	L: 6920 W: 5320 H: 3470
4+	1970



## 137075M CLIMBING TRACK

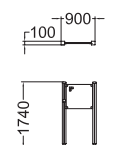
39.1	L: 8540 W: 5320 H: 3470
3+	1970



## 137077M CLIMBING TRACK

52.2	L: 8540 W: 7720 H: 3470
3+	1970



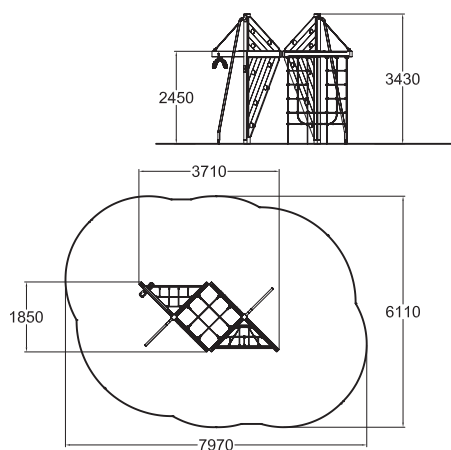


## 137556M INFO SIGN

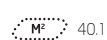


L: 900  
W: 100  
H: 1740

Text provided by the customer is printed on a sticker, which is covered by a plexiglass laminate.



## 150211M ARIS



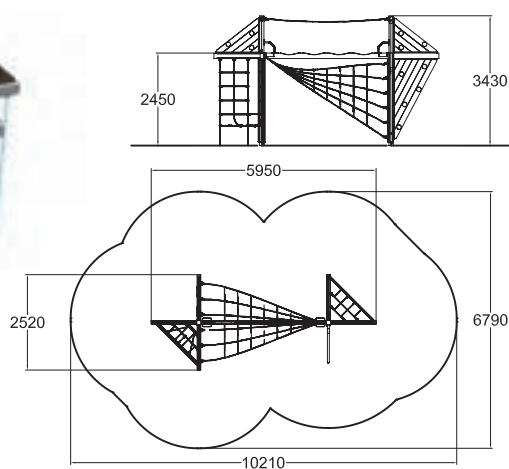
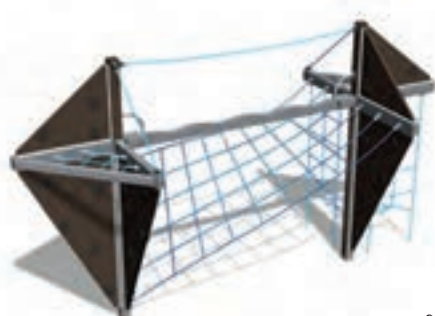
L: 7970  
W: 6110  
H: 4250



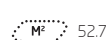
4+



2740



## 150210M HADES



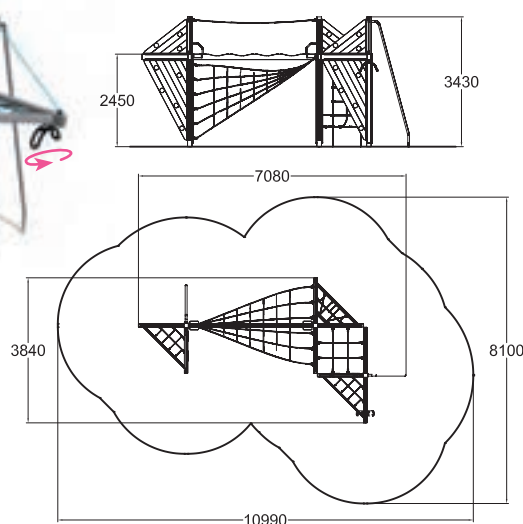

L: 10210  
W: 6790  
H: 4250



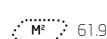
4+



2740



## 150310M HESTIA



L: 10990  
W: 8100  
H: 4250



4+







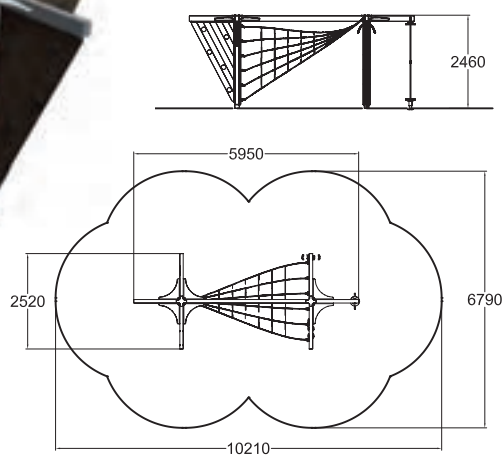
2740









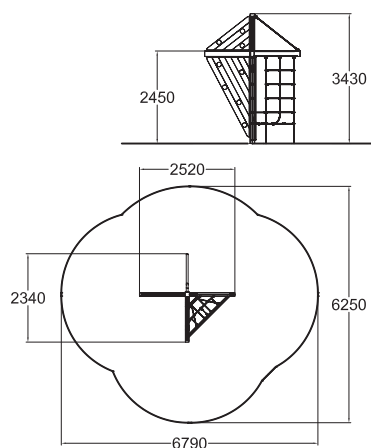
## 150200M APOLLO

 54.3	 L: 10210 W: 6790 H: 4000
 5+	 2450







## 150111M ATHENA

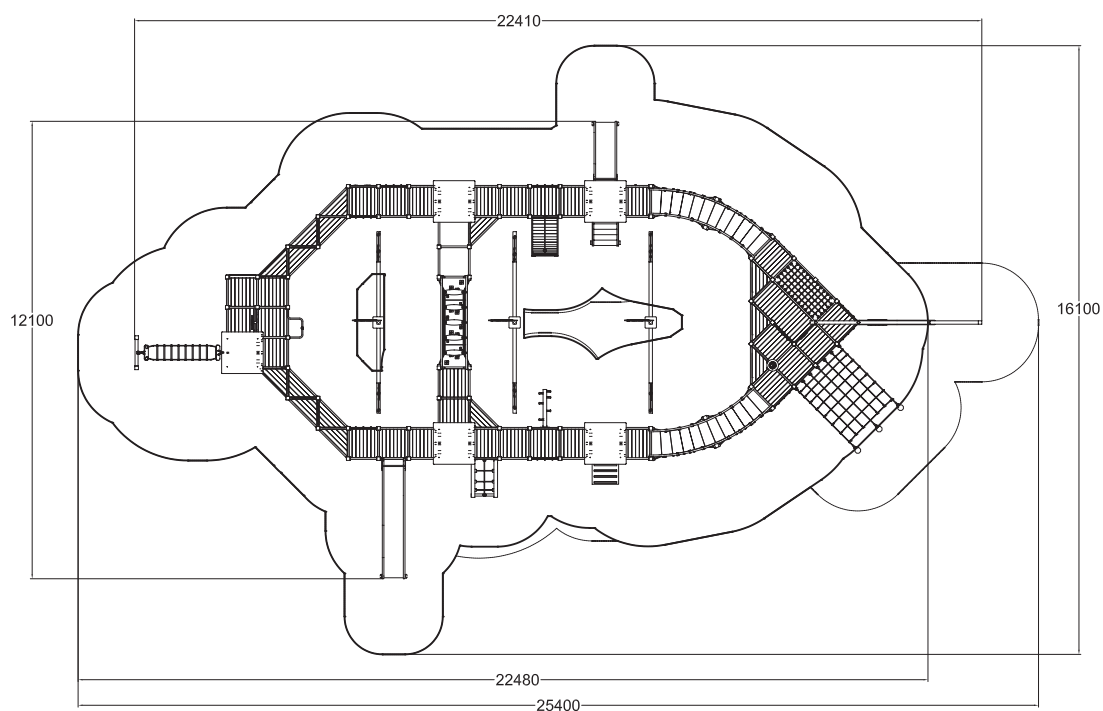
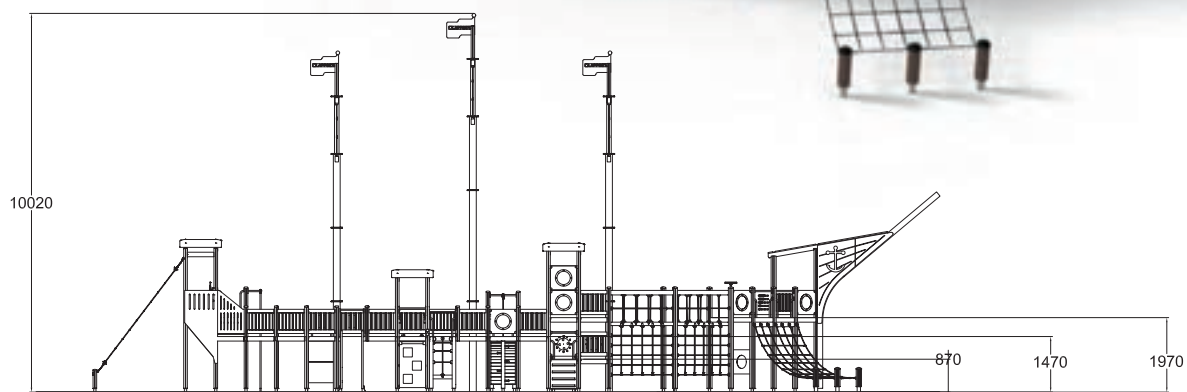
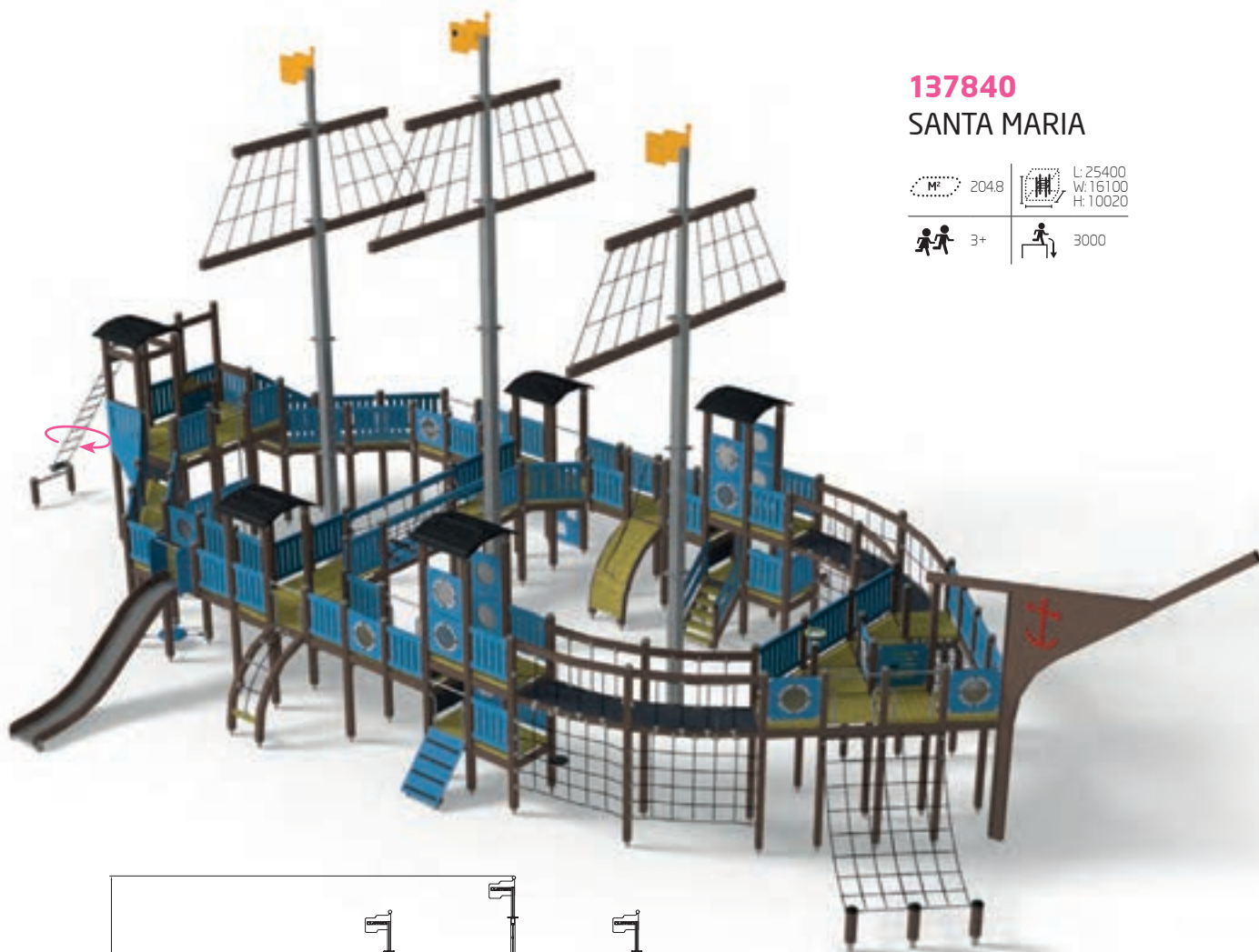
 30.8	 L: 6790 W: 6250 H: 4250
 4+	 2740



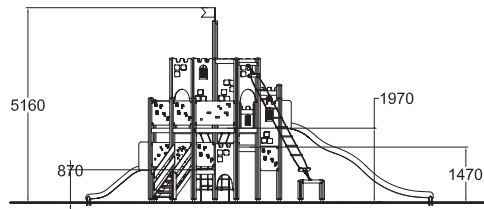



# 137840 SANTA MARIA





 2048	 L: 25400 W: 16100 H: 10020
 3+	 3000

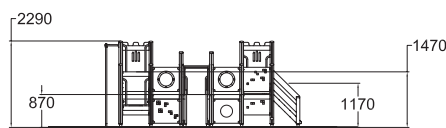
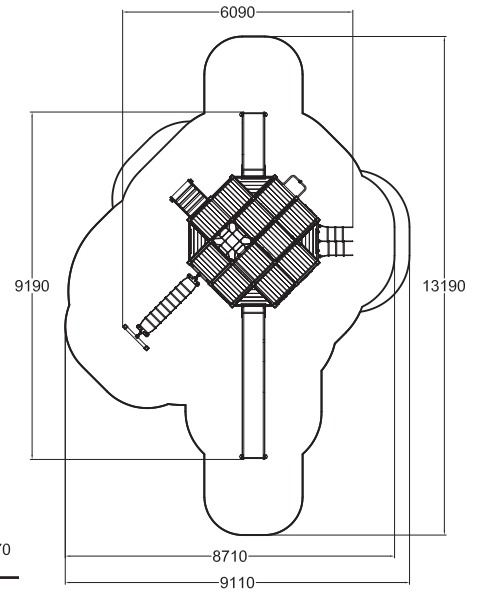










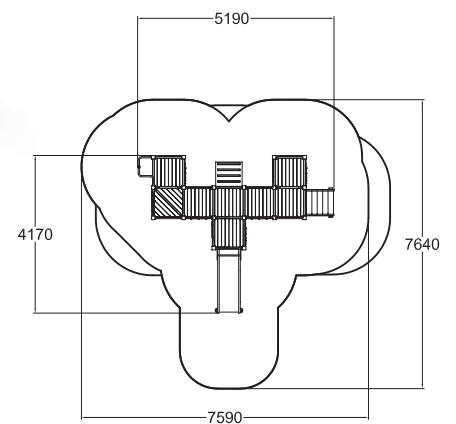
## 137730 CASTLE

 66.7	 L: 9110 W: 13190 H: 5160
 3+	 3000







## 137725 CASTLE

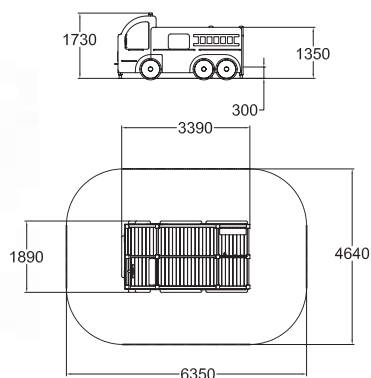
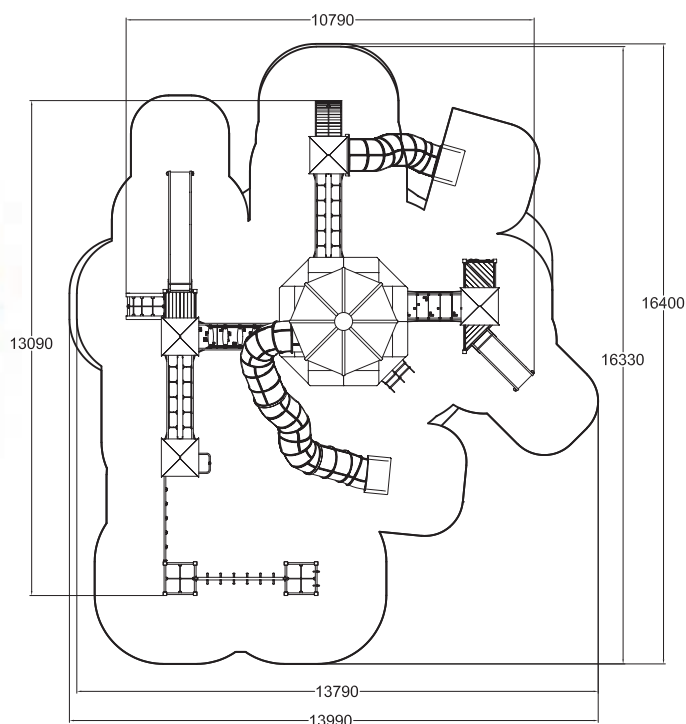
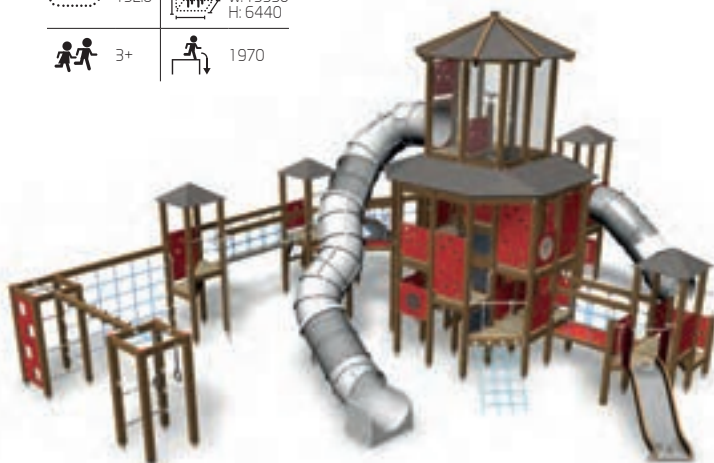
 38.3	 L: 8190 W: 7670 H: 3270
 2+	 1470









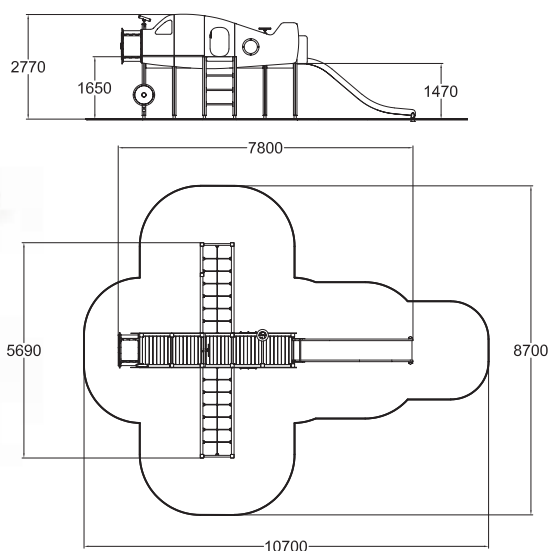
## 137750 ACTIVITY CENTRE

 1526	 L: 16400 W: 13990 H: 6440
 3+	 1970







## 137915 FIRE TRUCK

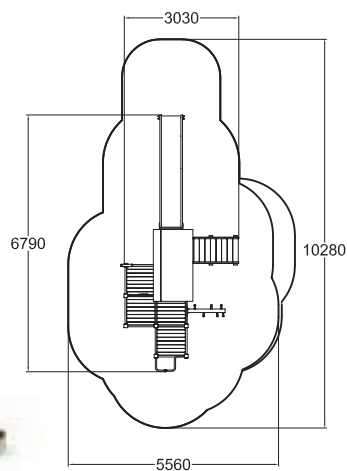
 0	 L: 6350 W: 4640 H: 2100
 1+	 300



## 137920 AIRPLANE

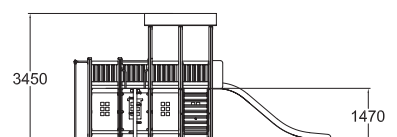
 53.8	 L: 10700 W: 8700 H: 3270
 3+	 1650





## 137740 FARM HOUSE

	40.1		L: 10280 W: 6030 H: 3450
	3+		1470









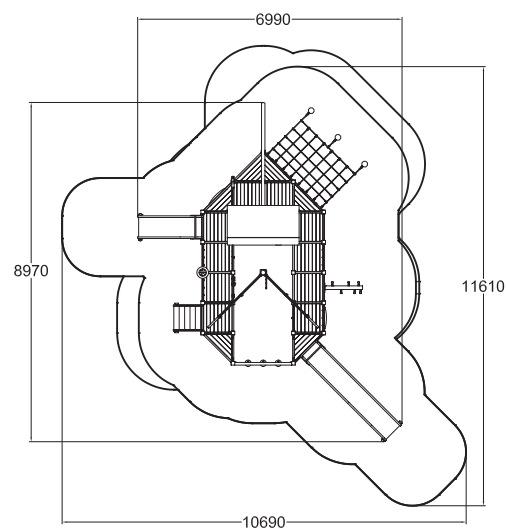



**137835**

## FISHING SHIP

	68.9		L: 12160 W: 10690 H: 6170
	3+		1470





Få et tilbud

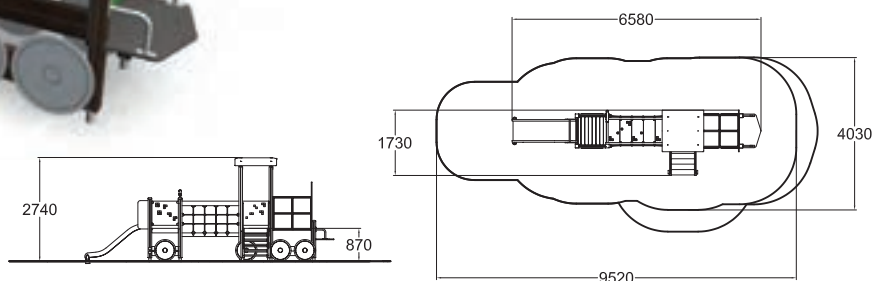











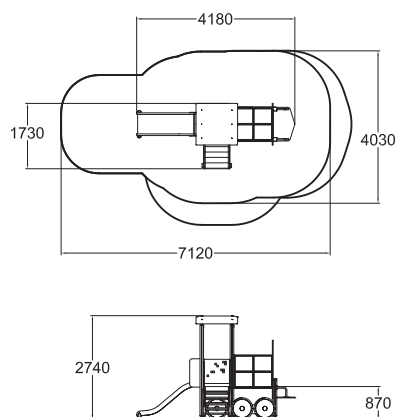
## 137935 TRAIN

 32.2	 L: 10080 W: 4610 H: 2740
 2+	 1000







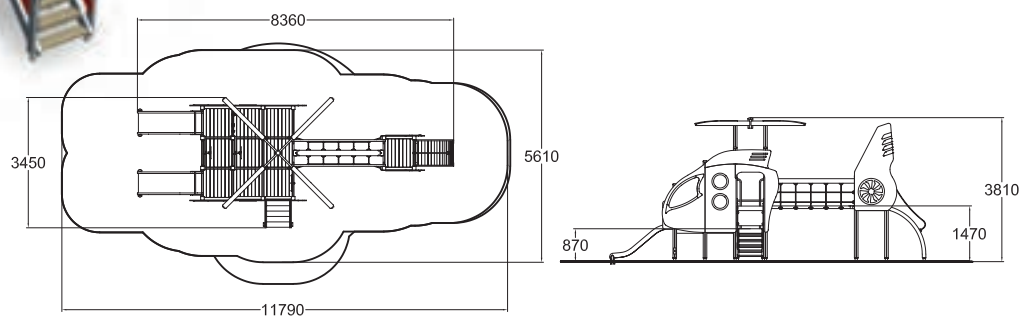
## 137930 LOCOMOTIVE

 23.1	 L: 7680 W: 4610 H: 2740
 2+	 1000

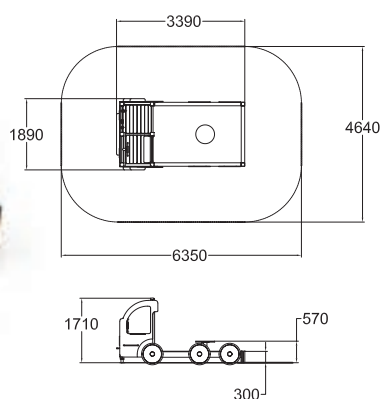


## 137925 HELICOPTER

 52.5	 L: 11860 W: 6450 H: 3810
 3+	 1470



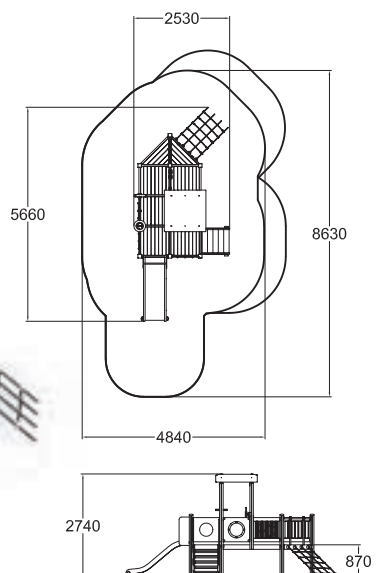




### 137910 SAND TRUCK

0	L: 6350 W: 4640 H: 2100
1+	570

Deep mounting







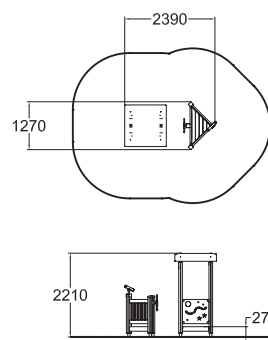
### 137820 LITTLE SHIP

32.2	L: 9160 W: 5370 H: 2740
1+	1000








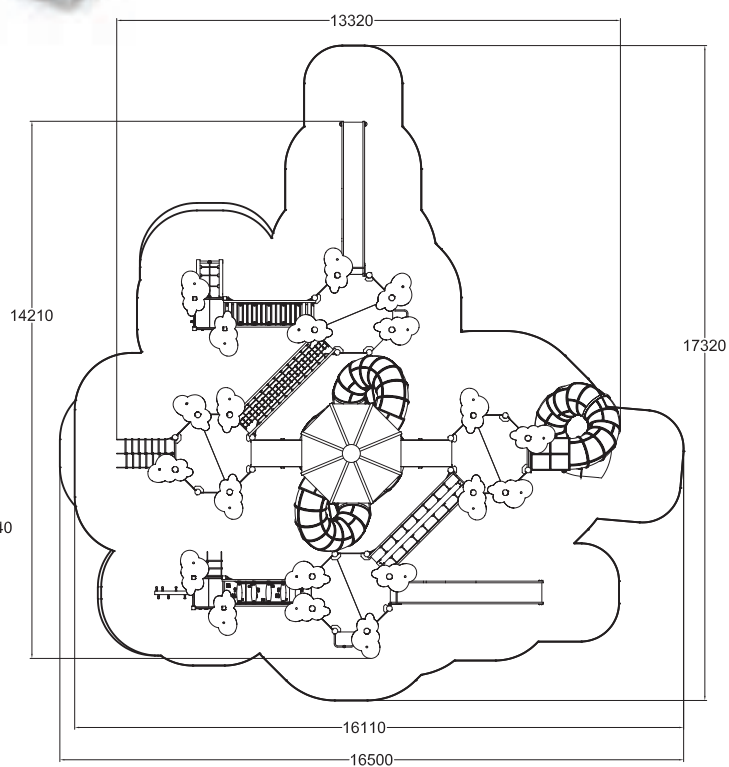
## 137815 PLAY BOAT

 0	 L: 5390 W: 4270 H: 2210
 1+	 270



## 137760 ADVENTURE FOREST

 162.7	 L: 17320 W: 16500 H: 6540
 6+	 2570





## Facts:

People with functional and physical limitations means people whose ability to move, function, orientate themselves or communicate is permanently or temporarily impaired due to a disability or illness.

The causes of the impairment can be numerous:

- » Weak eyesight or blindness
- » Becoming deaf, deafness, hearing loss, deaf-blindness and multiple hearing disabilities
- » Impairment of functional capacity, such as musculoskeletal disorder, rheumatic disease, cerebral palsy, muscular disease, dwarfism, etc.
- » Intellectual and developmental disability, often associated with multiple disabilities, physical disability, visual and hearing impairments



# INCLUSIVE DESIGN

Inviting everyone to play!







*We have been applying the Design for All inclusion principles in the design of our play equipment since 2000. Now we have updated our product range to better meet the needs of different users. At the same time, we have changed the name of this design concept to Inclusive Design.*

New properties have been added to the product range, expanding the opportunities of use of our playground equipment for as many user groups as possible.

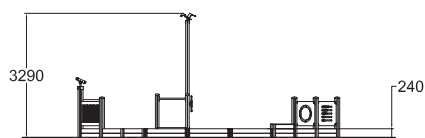
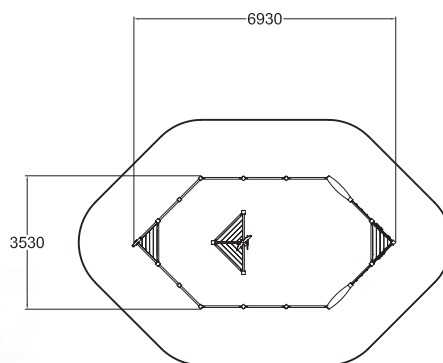
In public parks, it is important to take into account the versatile features and needs of the adults and children using the park – including those with functional and physical limitations. It is important that everyone is given equal opportunity to participate in play and sports.

Inclusive Design playgrounds are designed to make them such that it is easy for everyone to move and play in them, which encourages all children to play together. The aim has been to implement the Inclusive Design properties in such a manner that the play equipment is suited to as many children as possible, regardless of potential functional or physical impairments. The design takes into account that the sets feature physical challenges, functions stimulating different senses, and opportunities for everyone to develop social skills and learn something new.

In addition to the selection of playground equipment, inclusion and accessibility have to be taken into account also in the overall design of the playground. In Inclusive Design playgrounds, inclusion and accessibility are guaranteed, for example, by means of easy-to-distinguish access routes, contrasts of colour and tone, additional lighting or sound beacons, for example.

Please contact us, and our experts will help you to plan a playground that meets your particular needs!

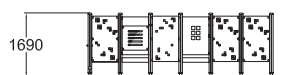
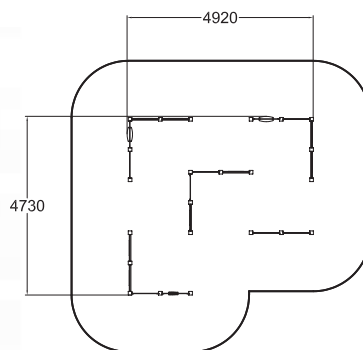




## 137850 SANDBOX BOAT

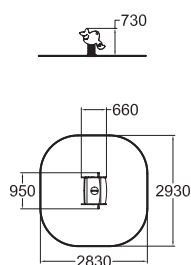

0	L: 9930 W: 6530 H: 3290
1+	380

Deep mounting



## 137710 LABYRINTHE

0	L: 7930 W: 7730 H: 1800
1+	0

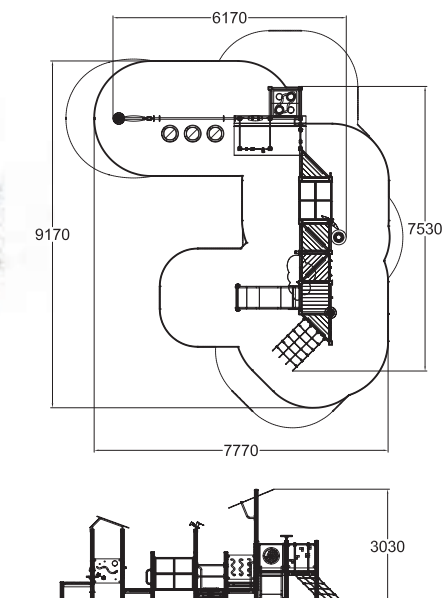


## 010710 FOX

7.4	L: 2930 W: 2830 H: 2230
2+	420

Deep mounting foundation 705998 or 2 x rubber bases 706923 for surface mounting must be ordered separately.





**137601**

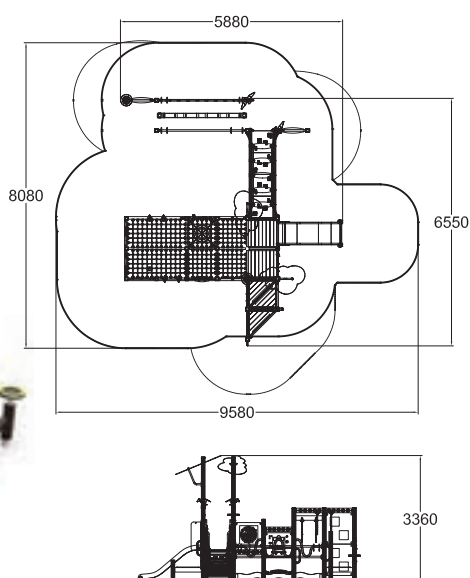
## INCLUSIVE PLAY CENTRE S

45.1

L: 10500  
W: 8920  
H: 3030

1+

1000



**137602**

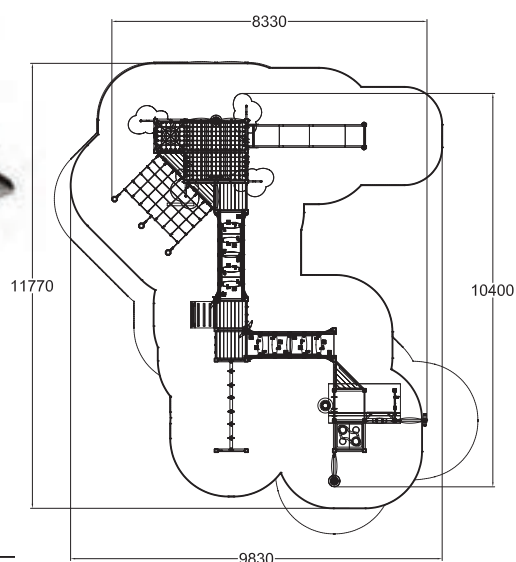
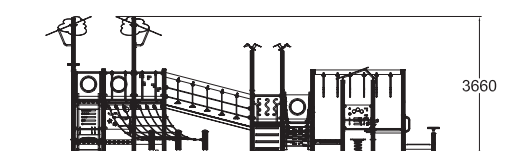
## INCLUSIVE PLAY CENTRE M

56.3

L: 9350  
W: 9580  
H: 3470

1+

1970



**137603**

## INCLUSIVE PLAY CENTRE L

77.9

L: 12470  
W: 11210  
H: 3660

1+

1470







# CLOVER

Timeless retro classic





*Clover means getting back to basics. It dates back to the 1970s, and there has been no need to change a good idea ever since.*

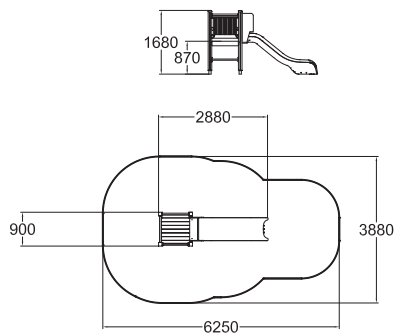
If the original idea is good, in the best possible case the product may become a timeless classic. This perfectly describes our Clover products, some of which have been manufactured since the 1970s.

In a Clover playground, children can engage in the most traditional play activities. They can use their energy for climbing, hanging, balancing, swinging and sliding. The Clover product family is extensive and uniform. Its parts can easily be combined into versatile playgrounds or track-type solutions in any surroundings.





### **Affordable high-quality set that does not need maintenance**

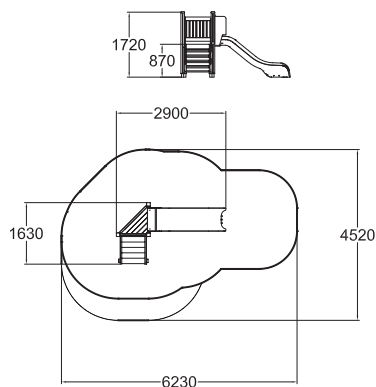
One of the basic ideas of Clover is that the materials used are both durable and affordable. Easy-to-install products are also maintenance free. They are particularly well suited to locations in natural surroundings. Clover blends well into the surrounding environment both in terms of colour and design. The retro-style products can also be modified, since, for example, the colours of the plates used in the equipment can be changed, and thus give different looks to the playground.









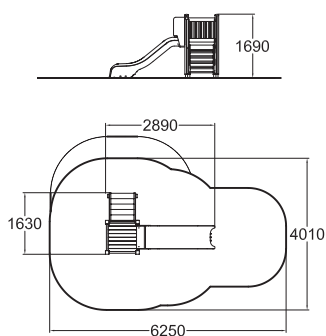
## 175031 SLIDE

 20	 L: 6250 W: 3880 H: 2670
 3+	 1000







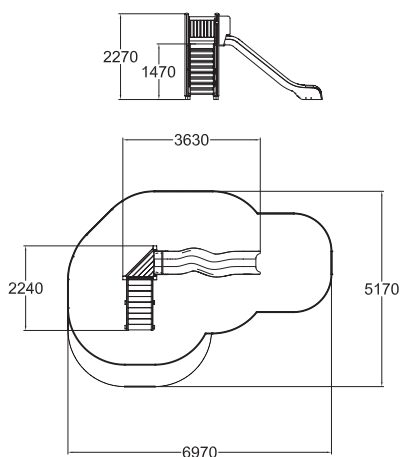
## 175089 SLIDE

 19	 L: 6230 W: 4520 H: 2670
 1+	 1000







## 175025 SLIDE

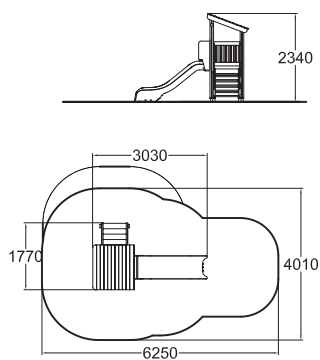
 19.9	 L: 6250 W: 4580 H: 3270
 1+	 1000







## 175090 SLIDE

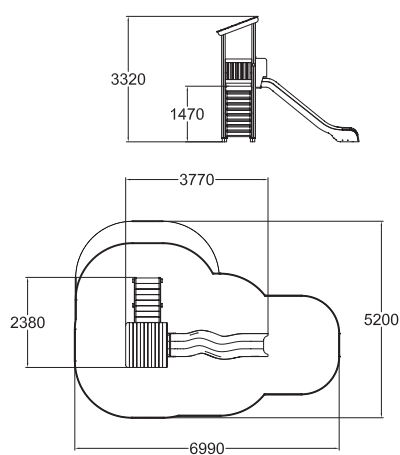
 24	 L: 6970 W: 5170 H: 3270
 2+	 1470









## 175030 SLIDE

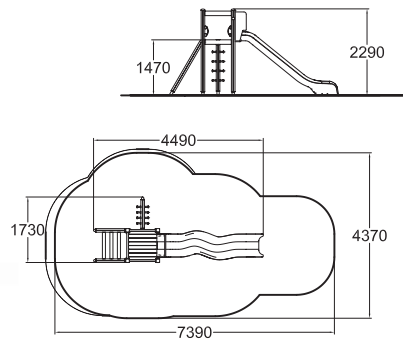
 199	 L: 6250 W: 4580 H: 3270
 1+	 1000







## 175029 SLIDE

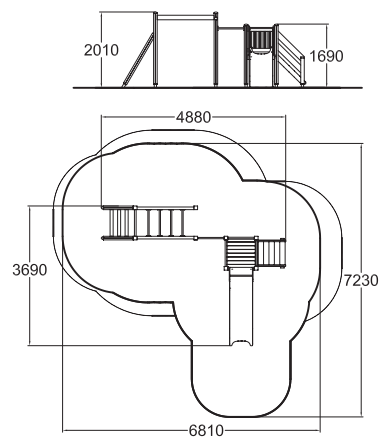
 25	 L: 6990 W: 5200 H: 3320
 1+	 1470









## 175027 ACTIVITY TOWER

 24.9	 L: 7700 W: 4470 H: 3270
 4+	 1470

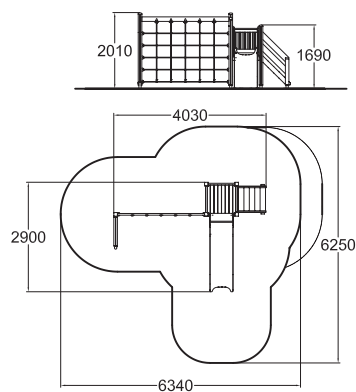


## 175035 ACTIVITY TOWER

 32	 L: 7500 W: 7500 H: 3270
 1+	 1920

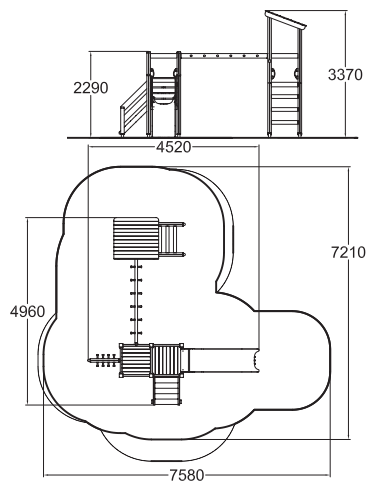






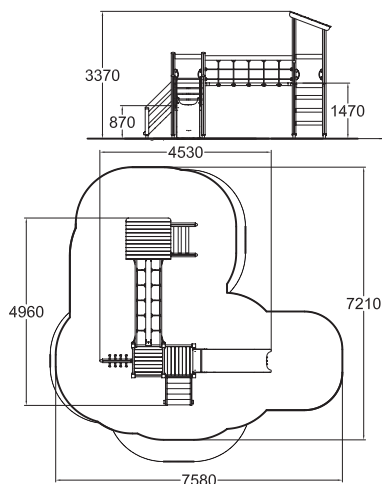

## 175050 ACTIVITY TOWER

M² 26.3	L: 7010 W: 6250 H: 3700
1+	1480



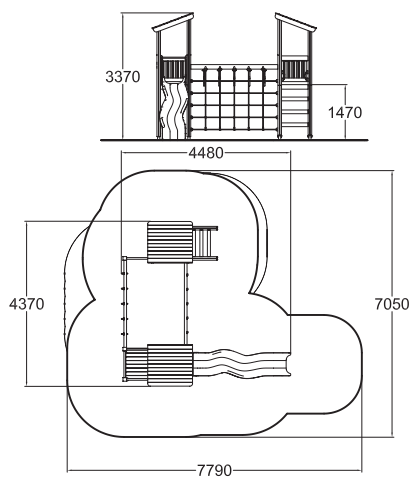
## 175040 ACTIVITY TOWER

M² 37.3	L: 7790 W: 7700 H: 3370
1+	1470



## 175042 ACTIVITY TOWER

M² 37.3	L: 7780 W: 7580 H: 3370
1+	1840



## 175047 ACTIVITY TOWER

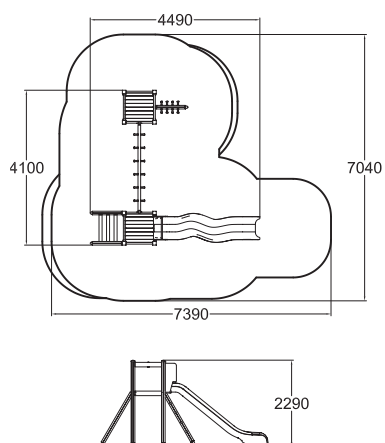
M² 38.7	L: 7790 W: 7050 H: 3370
3+	1570





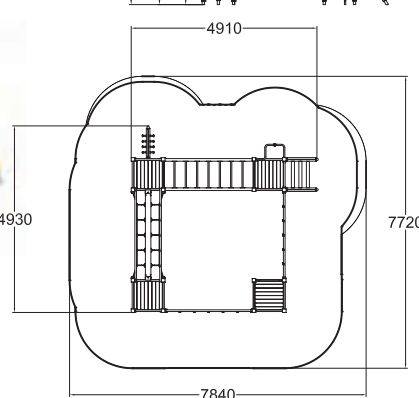
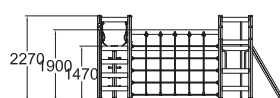

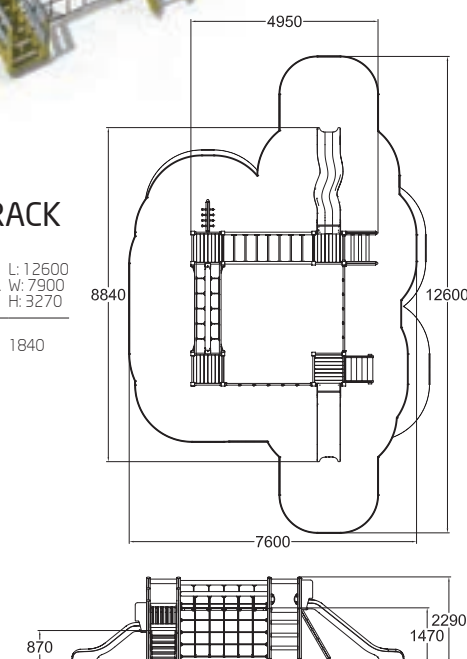
**175045**  
ACTIVITY TOWER

36.9	L: 7040 W: 7600 H: 3330
3+	1470



**175055**  
MOTORIC TRACK

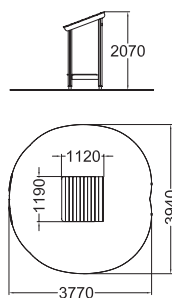
66	L: 12600 W: 7900 H: 3270
1+	1840



**175046**  
MOTORIC TRACK

51.5	L: 7840 W: 7720 H: 3270
3+	1900

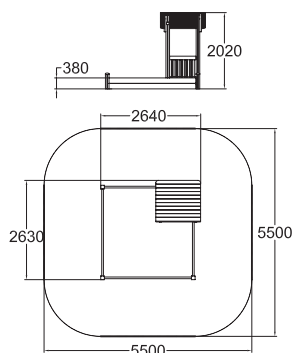




## 175060 PLAY HUT

0	L: 3950 W: 3770 H: 2070
1+	440

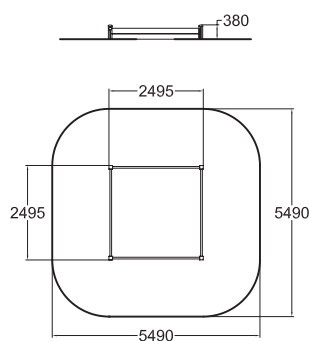
Deep mounting



## 175082 PLAY YARD

0	L: 5500 W: 5500 H: 2020
1+	320

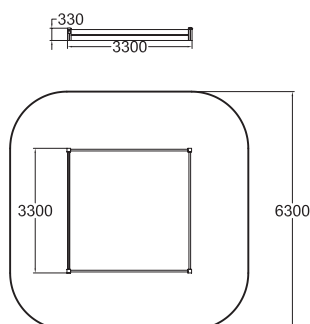

Deep mounting



## 175080 SANDBOX

0	L: 5495 W: 5495 H: 2090
1+	290

Deep mounting

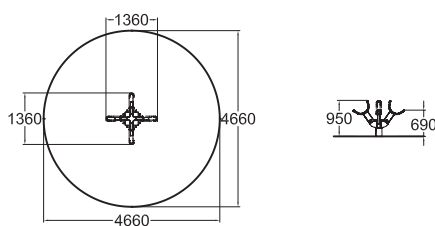


## 175081 SANDBOX





0	L: 6300 W: 6300 H: 2090
1+	290

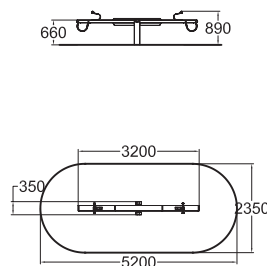
Deep mounting









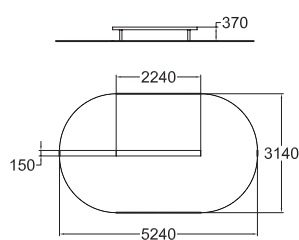
## 010264M POLKA

 17.1	 L: 4660 W: 4660 H: 2500
 3+	 1000







## 175070 SEESAW

 11	 L: 5200 W: 6300 H: 2700
 3+	 1200



## 175022 BALANCING BEAM

 0	 L: 5240 W: 3140 H: 2170
 3+	 370





## 112341M WALTZ

35.3



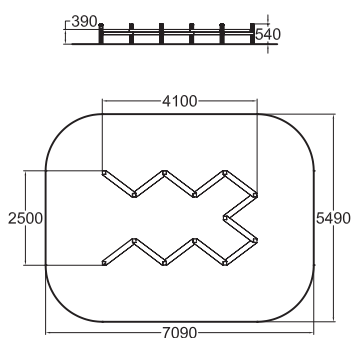
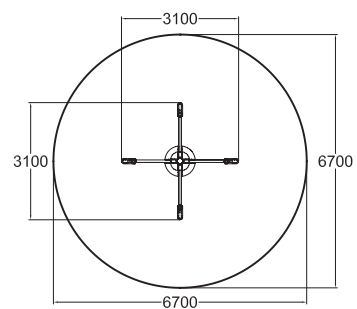
L: 6700  
W: 6700  
H: 2440



3+



1000



## 175020 ZIG-ZAG TRACK

0



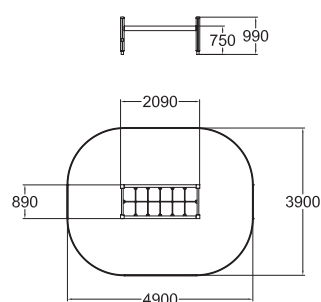

L: 7090  
W: 6300  
H: 2190



3+



460



## 175019 CRAWL NET

0



L: 5300  
W: 6300  
H: 2350

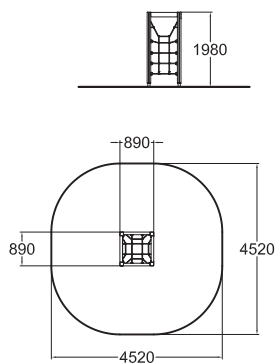


1+



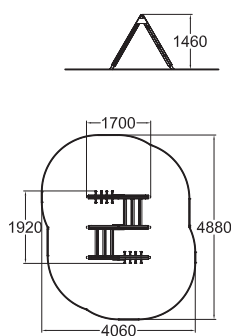
550





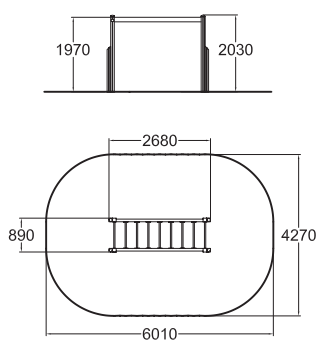
## 175009 CLIMBING FRAME

18	L: 4520 W: 4520 H: 3780
4+	1970



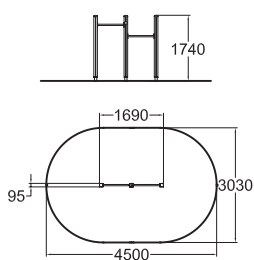
## 175006 CLIMBING FRAME

16.5	L: 4060 W: 4880 H: 2950
3+	1160



## 175016 HANGING FRAME

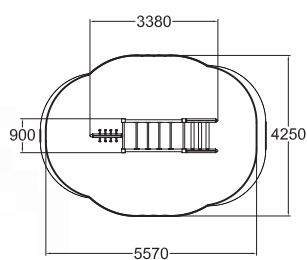
22.9	L: 6010 W: 4270 H: 2100
6+	1970



## 175010 CHINNING BARS FOR 2

11.8	L: 4500 W: 3030 H: 1800
5+	1500





## 175005 CLIMBING FRAME

19.4



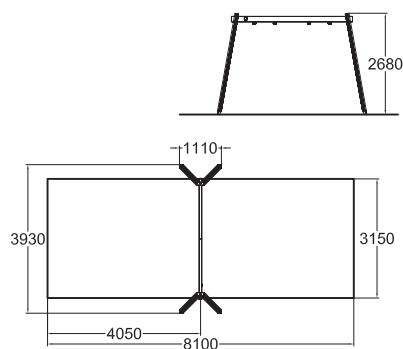
3+







1950

L: 6000  
W: 4250  
H: 4030

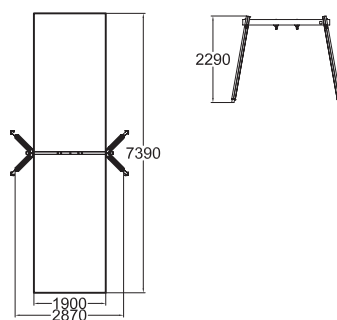








## 175076 SWING FRAME

 25.5	 L: 8100 W: 6300 H: 2900
 4+	 1400

 Chain 210 cm

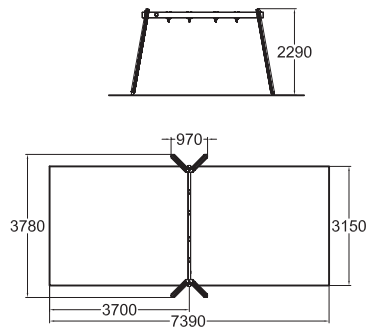


## 175074 SWING FRAME





 14	 L: 7390 W: 1900 H: 2290
 1+	 1200

 Chain 160 cm

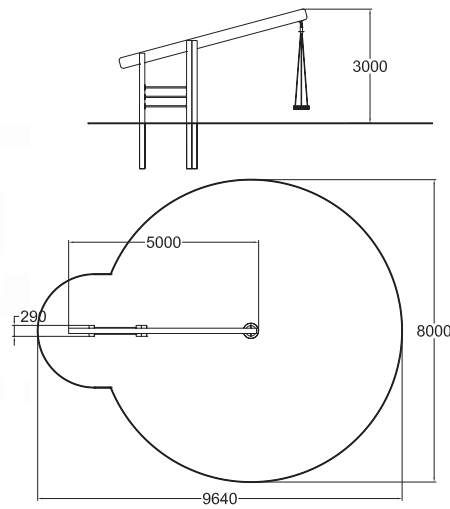








## 175075 SWING FRAME

 23.3	 L: 7390 W: 6300 H: 2900
 1+	 1200

 Chain 160 cm



## 120239 GROUP SWING

 54.5	 L: 9640 W: 6300 H: 3000
 4+	 1450

Deep mounting

*Clover products can also be modified, since, for example, the colours of the plates used in the equipment can be changed, and thus give different looks to the playground.*

*For more information, please visit our website at [www.lappset.com](http://www.lappset.com)*

## Q10032







# FLORA

Playing in the forest –  
even in the middle of the city





*Flora reflects nature's own designs,  
but what does that mean in practice?*

In a city environment, you sometimes really miss the real nature. Flora is an answer to this feeling and longing. The designs inspired by nature used for Flora playgrounds blend harmoniously with the surrounding nature and its forms. The organic nature of the design is visible in the soft and undulating lines of Flora play sets, in the same way as in natural forms everywhere.





The main material used for Flora supports this organic design approach. The tight-grain northern pine lends the playground an atmosphere similar to one you would find in a forest or a park. At the same time, Flora is an environmentally friendly choice.

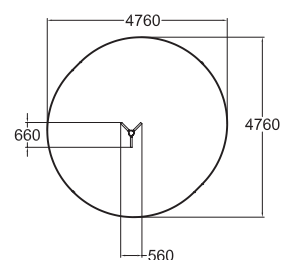
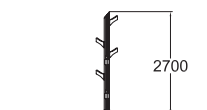
A parklike environment offers ideal surroundings for Flora. Flora blurs the boundary between the playground and its environment, making children feel that they are in the middle of a forest and have become a part of nature. Installing the products, changing the spare parts and maintenance have been made as easy as possible.



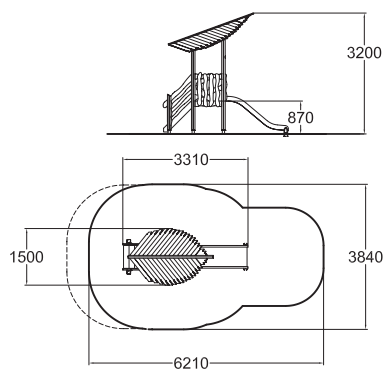


**175550**  
GOBLIN'S CLIMBING





	17.6		L: 4760 W: 4760 H: 2950
	5+		2650

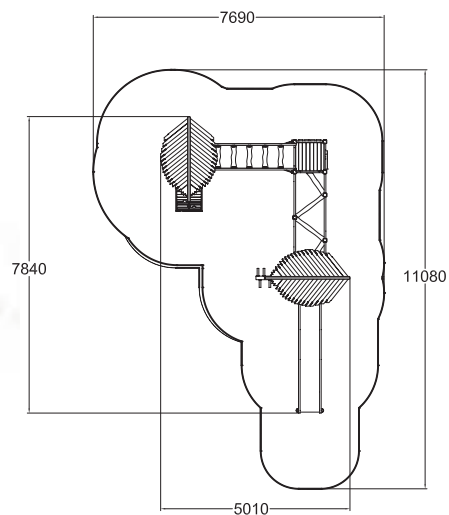











## 175515 FAIRY'S BURROW

 19.1	 L: 6790 W: 3840 H: 3200
 1+	 1000

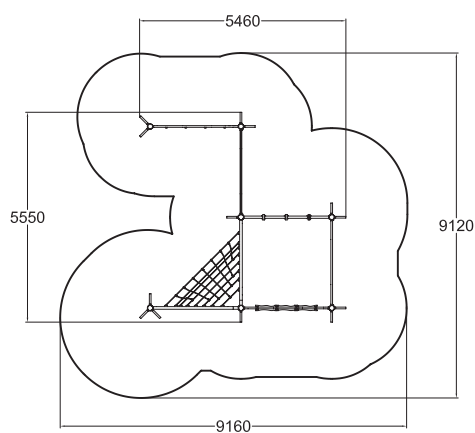
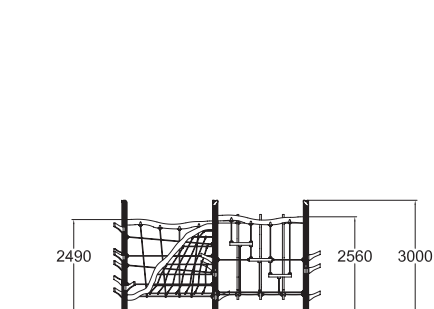


## 175520 GOBLIN'S FOREST





 54.8	 L: 11120 W: 7760 H: 3820
 3+	 2190

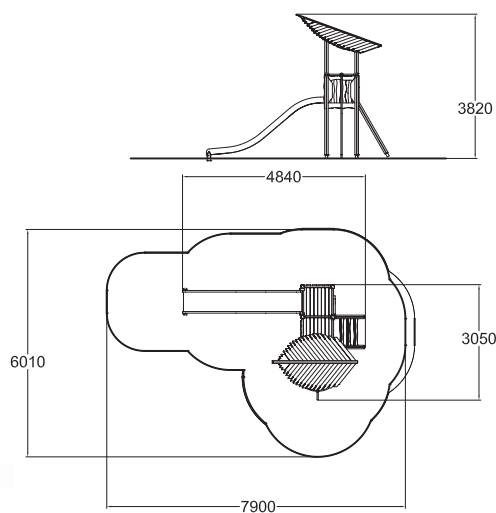










## 175595 GNOME'S CLIMBING FOREST

 64.2	 L: 9180 W: 9120 H: 3050
 4+	 2600







## 175510 TROLL'S SHELTER

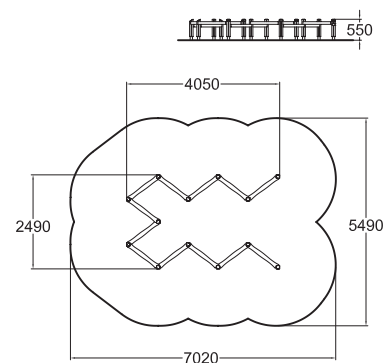
 31.6	 L: 8300 W: 6020 H: 3820
 3+	 1470









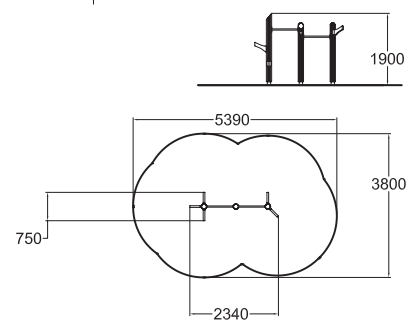
## 175535 GOBLIN'S TRACK

 0	 L: 7020 W: 5490 H: 2290
 3+	 490







## 175555 TROLL'S TREES

 16.7	 L: 5390 W: 3800 H: 1950
 5+	 1580

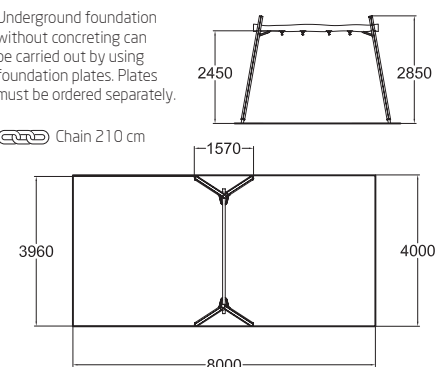


## 175575 FOREST ELF'S SWING

 32	 L: 8100 W: 3150 H: 2900
 4+	 1400

Underground foundation without concreting can be carried out by using foundation plates. Plates must be ordered separately.

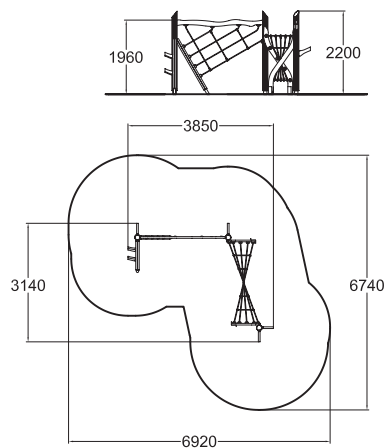
 Chain 210 cm





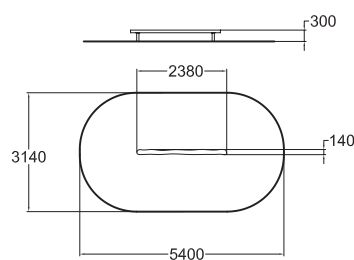






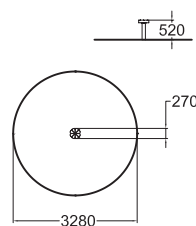
## 175590 TROLL'S CLIMBING TRACK

30.8	L: 6920 W: 6740 H: 3460
4+	1960



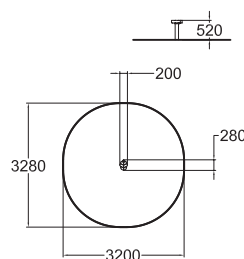
## 175530 TROLL'S BALANCE BEAM

0	L: 5400 W: 3140 H: 2170
3+	370



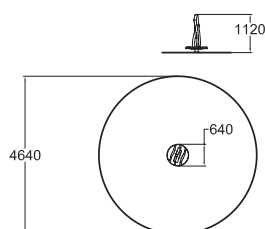
## 175560 CLOVER

0	L: 3280 W: 3280 H: 2320
3+	520



## 175561 CONE

0	L: 3280 W: 3200 H: 2320
3+	520



## 175570 FAIRY'S CAROUSEL

16.9	L: 4640 W: 4640 H: 2170
3+	1000





# HALO



GERMAN  
DESIGN  
AWARD  
SPECIAL  
2016

Is one allowed to play with design?



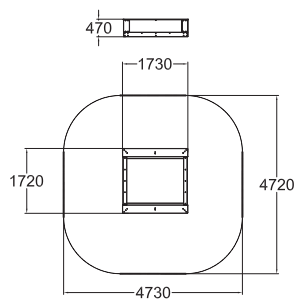


*Of course! A modern playground has clear lines and pleases even an adult's eye.*

Halo is proof that a playground can please the eyes of both children and adults. Halo represent functional Scandinavian design at its best – and, at the same time, it is an expression of high-quality, durable Finnish wood construction know-how. The main material of the smoothly connected modules is pine. The other materials also have durability written all over them: wear surfaces are made of steel, laminate and special plastics.

Halo playgrounds are ideally suited to sophisticated urban environments. In the minimalist design, special attention has been paid to allowing the light to surround the structures both at day and night. The transparent cellular roof panels let in the sunshine during the day, while the optional solar panel roofs store energy to power LED lighting at night. Even though Halo is a modern play set, it still provides familiar and safe opportunities for play. The modern design has been equally applied to slides, various play functions, sandboxes and swings. The Halo range has been awarded with the German Design Award 2016.

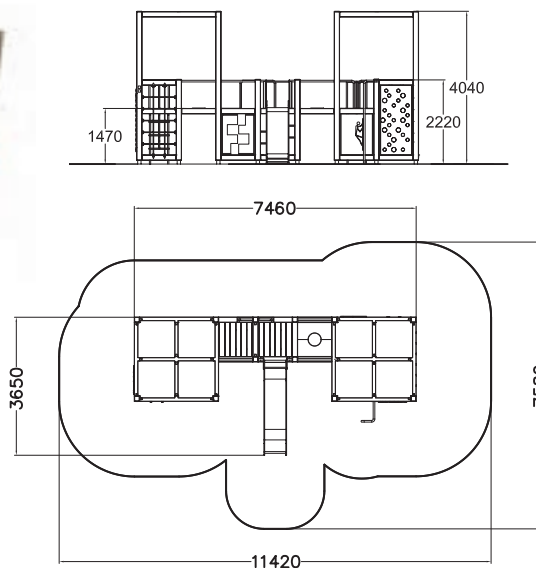




## 230040 HALO SANDBOX

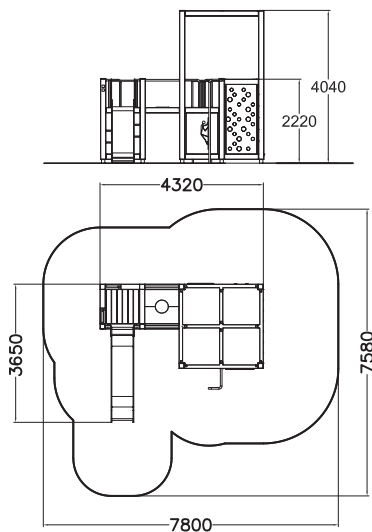
0	L: 4720 W: 4730 H: 2270
1+	470

Deep mounting



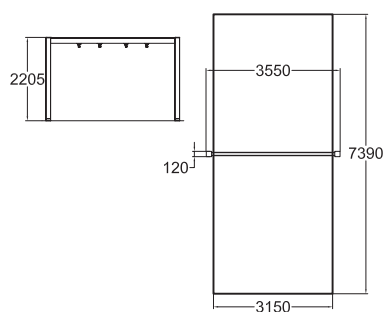
## 230020 HALO

66.4	L: 11420 W: 7580 H: 4040
4+	2220



## 230015 HALO

46.3	L: 7800 W: 7580 H: 4040
4+	2220

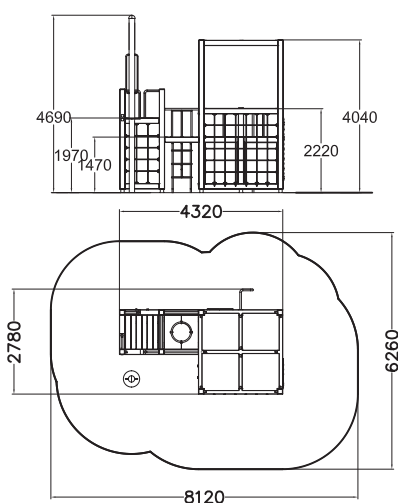


## 230050 HALO SWING





23.3	L: 7390 W: 3150 H: 2700
1+	1200

Chain 160 cm





## 230010 HALO WITH DROPZONE

 43.1	 L: 8120 W: 6260 H: 4690
 4+	 2220

Please note: DropZone with deep mounting.





# CLOXX

When things get rough





*CLOXX products have been designed for children who like to play rough and live their lives to the full – and there is no reason why CLOXX should not appeal to a slightly older audience either. Afternoons and evenings are best spent hanging around with friends on the streets and in parks.*

CLOXX is ready to take on all kinds of emotions and even rough play. The clear-cut lines are easily approachable and look sufficiently streetwise even to those who have reached the age where cuddly fictional characters just will not wash.

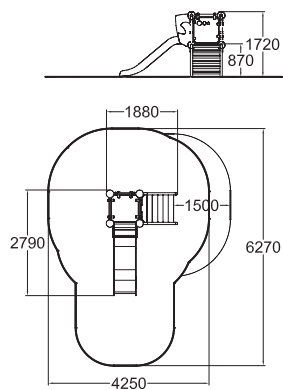
### **At the heart of the city**

CLOXX has been designed to look at home in the urban concrete jungle and to withstand not just wear and tear but also extreme conditions. CLOXX is conveniently carefree and stays tidy-looking and safe for a long time without any major maintenance. Thanks to its simple, hardwearing structure, CLOXX is a good investment for urban environments. Simple does not have to mean boring, however, and these metallic products are full of challenges to meet the demands of even the most exacting child.

### **Taking over the town!**

The vivacious shapes and freestyle structures of CLOXX multi activity equipment challenge children to come up with new routes and to develop new worlds for their play. The city will never be the same again!





**220300**

**NICKEL**

MF 20.3

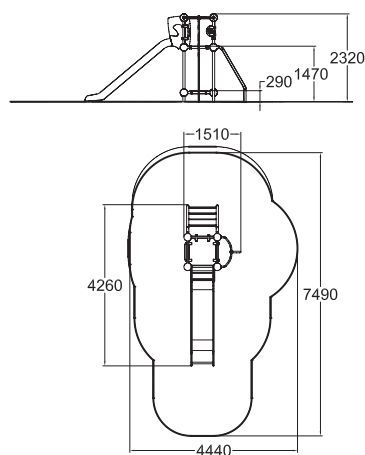
L: 6270  
W: 4850  
H: 2370



1+



1000



**220305**

**NITROGEN**

MF 24.9

L: 0  
W: 0  
H: 3270



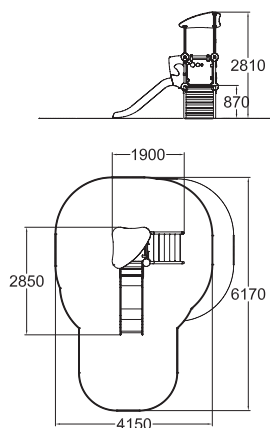
1+



1470

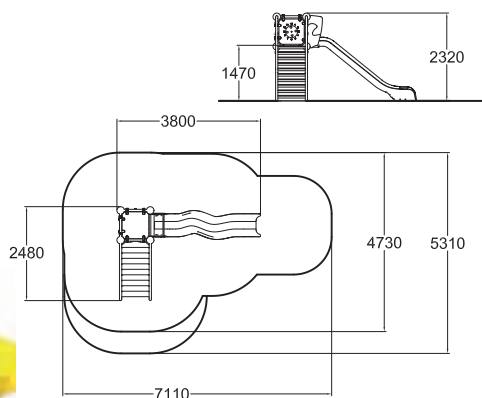
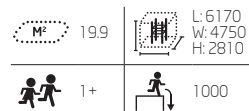






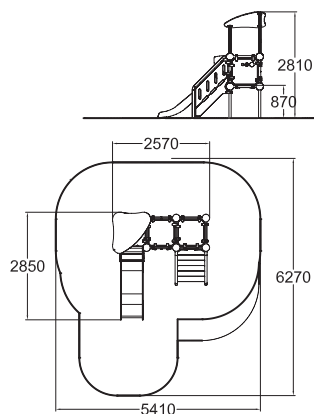
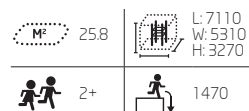
**220304**

**ARGON**



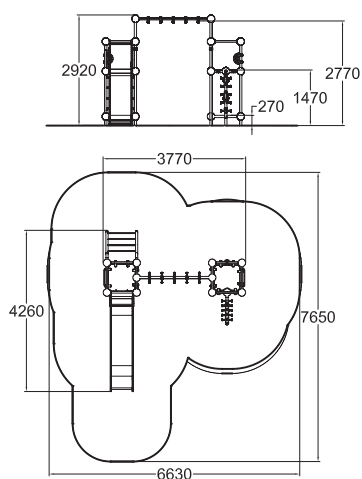
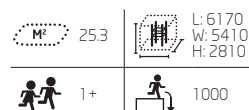
**220306**

**RENIUM**



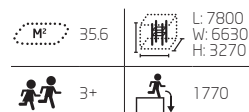
**220308**

**CALSIUM**

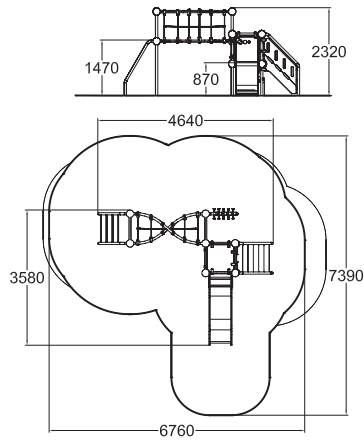


**220320**

**XENON**

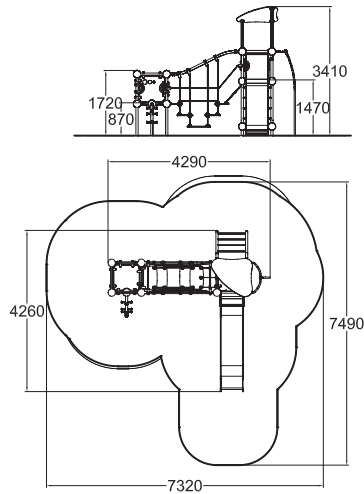






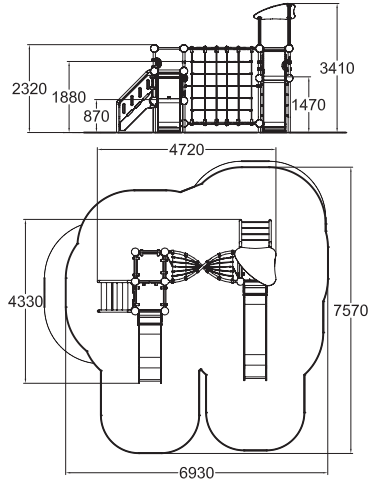
## 220313 VANADIUM

M² 34.3	L: 7390 W: 6760 H: 3270
1+	2250



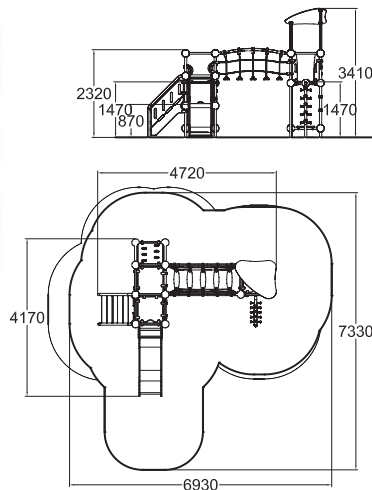

## 220316 RADON

M² 36.5	L: 7650 W: 7320 H: 3410
3+	1470



## 220328 BARIUM

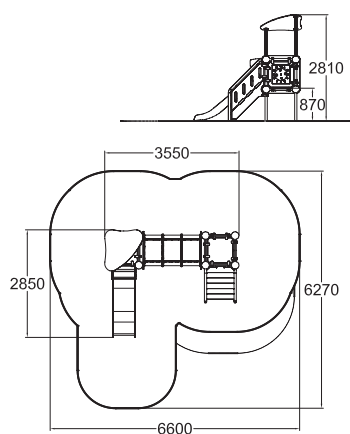
M² 42.8	L: 7570 W: 6930 H: 3410
1+	2250



## 220325 KRYPTON

M² 34.9	L: 7600 W: 7540 H: 3410
1+	1550





## 220310 RADIUM

30.2





L: 6600  
W: 6270  
H: 2810

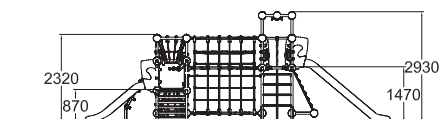
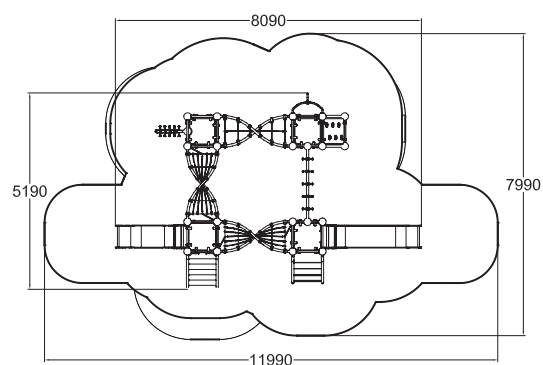




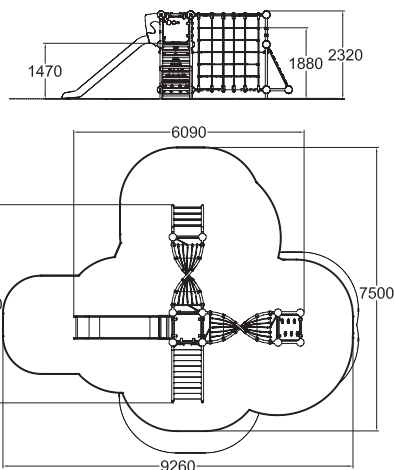



## 220336 PLUTONIUM





 64	 L: 11990 W: 7990 H: 3270
 1+	 2250

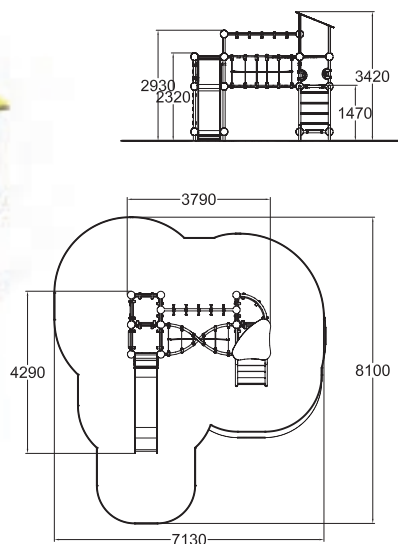










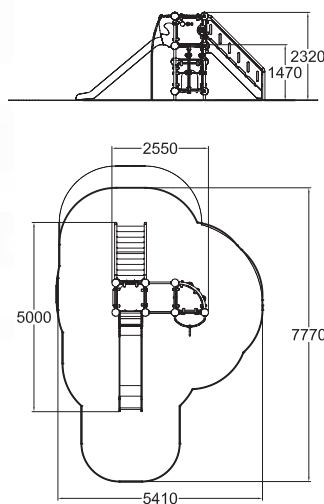
## 220332 IRIDIUM

 44	 L: 9260 W: 7500 H: 3270
 2+	 2250







## 220338 CESIUM

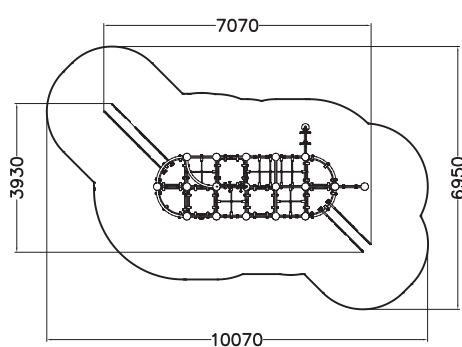
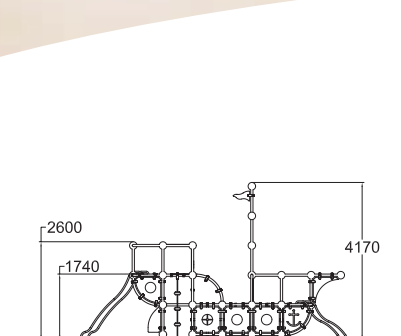
 44	 L: 7175 W: 8100 H: 3410
 2+	 2250







## 220340 OSMIUM

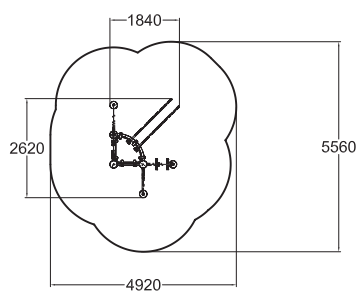
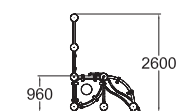
 30.2	 L: 8350 W: 5460 H: 3270
 2+	 1470









## 220350 CARRAXX PLAY SHIP

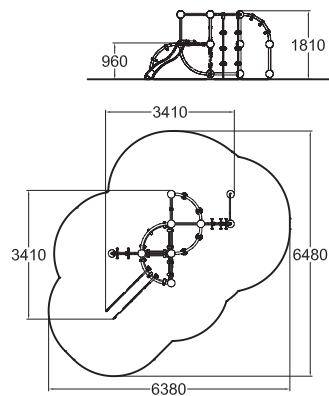

 456	 L: 10070 W: 6950 H: 4170
 4+	 1820







## 220110 NEON

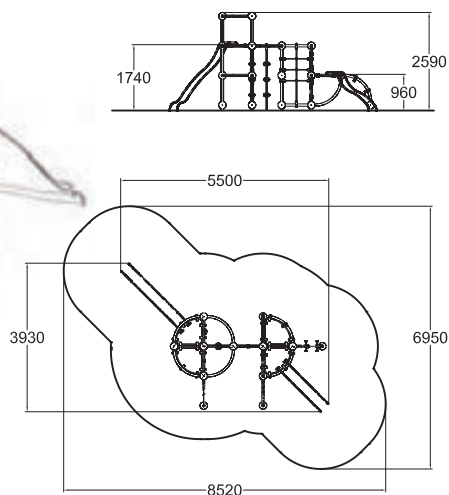
 21.7	 L: 5560 W: 4920 H: 2760
 4+	 1740









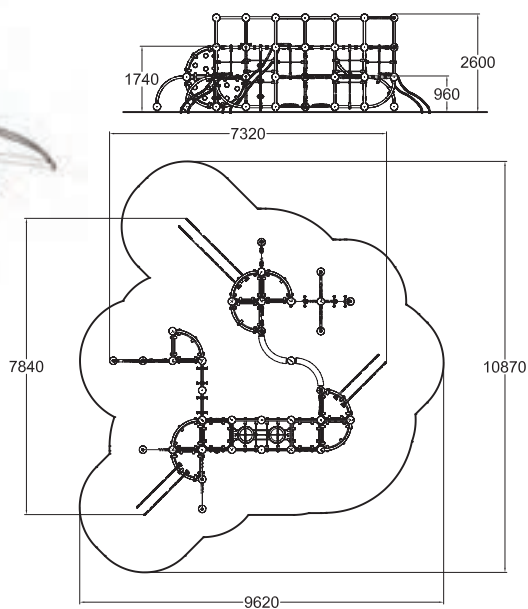

## 220120 LITHIUM

 28.2	 L: 6480 W: 6380 H: 2760
 4+	 1740







## 220140 COBALT

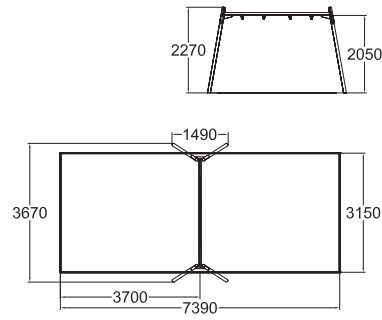
 37.8	 L: 8520 W: 6950 H: 3540
 4+	 1740



## 220150 TITANIUM

 70.6	 L: 10870 W: 9620 H: 3540
 4+	 1740



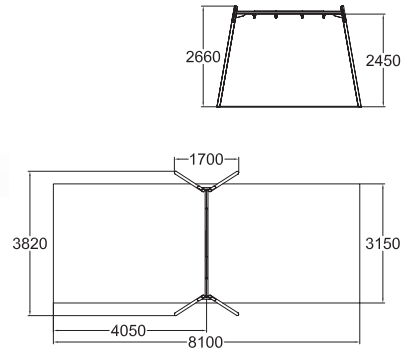


## 220061M THULIUM

23.3	L: 7390 W: 3150 H: 3200
1+	1200

RAL7024, RAL9023  
Hot-dip galvanized

Chain 160 cm

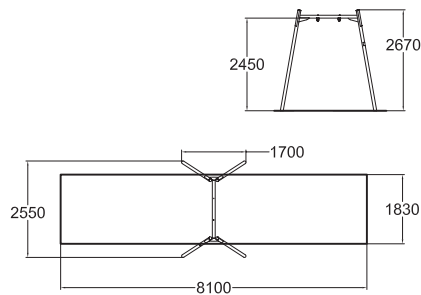


## 220062M THORIUM

25.5	L: 8100 W: 3150 H: 3200
4+	1400

RAL7024, RAL9023  
Hot-dip galvanized

Chain 210 cm

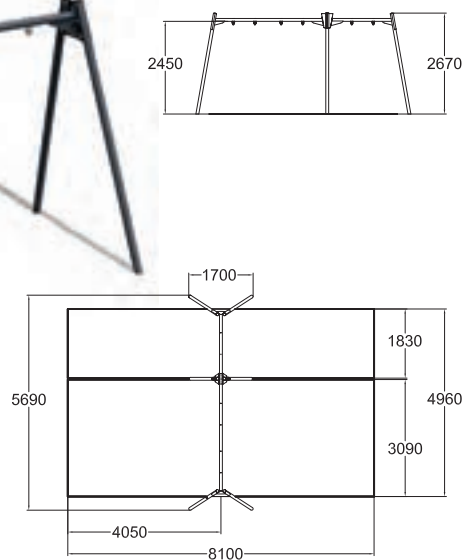


## 220063M ACTINIUM

14.8	L: 8100 W: 1830 H: 3200
4+	1400

RAL7024, RAL9023  
Hot-dip galvanized

Chain 210 cm



## 220064M BOHRIUM

39.9	L: 8100 W: 4960 H: 3200
4+	1400

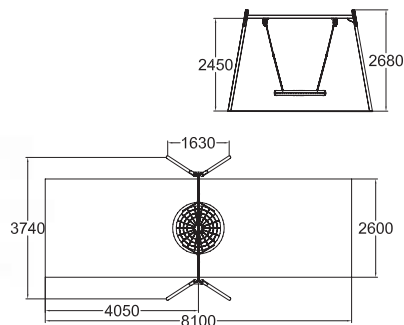
RAL7024, RAL9023  
Hot-dip galvanized

Chain 210 cm

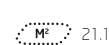


## 220066M THALLIUM

## 220305 NITROGEN



### 220066M THALLIUM



21.1



L: 8100  
W: 2600  
H: 2900



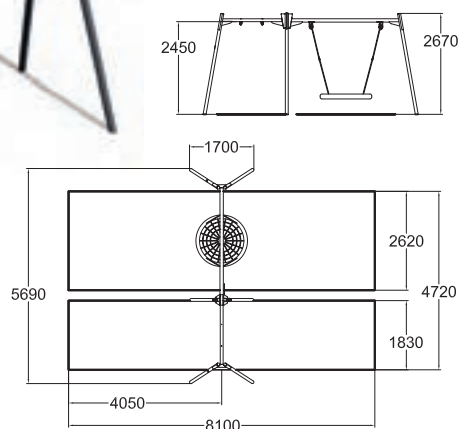
1+



1400



RAL7024, RAL9023  
Hot-dip galvanized



### 220067M CERIUM



36



L: 8100  
W: 4725  
H: 3200



1+



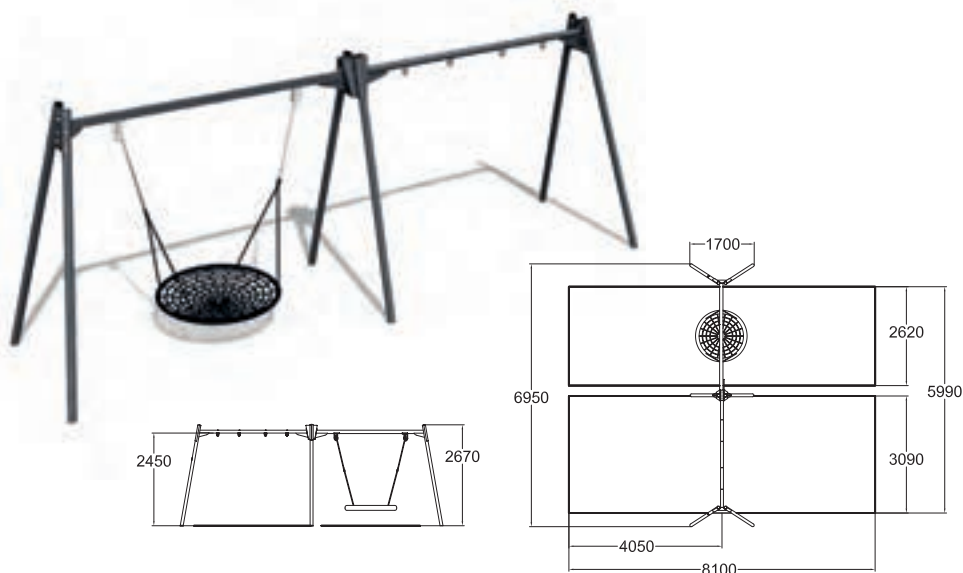
1400







RAL7024, RAL9023  
Hot-dip galvanized


Chain 210 cm



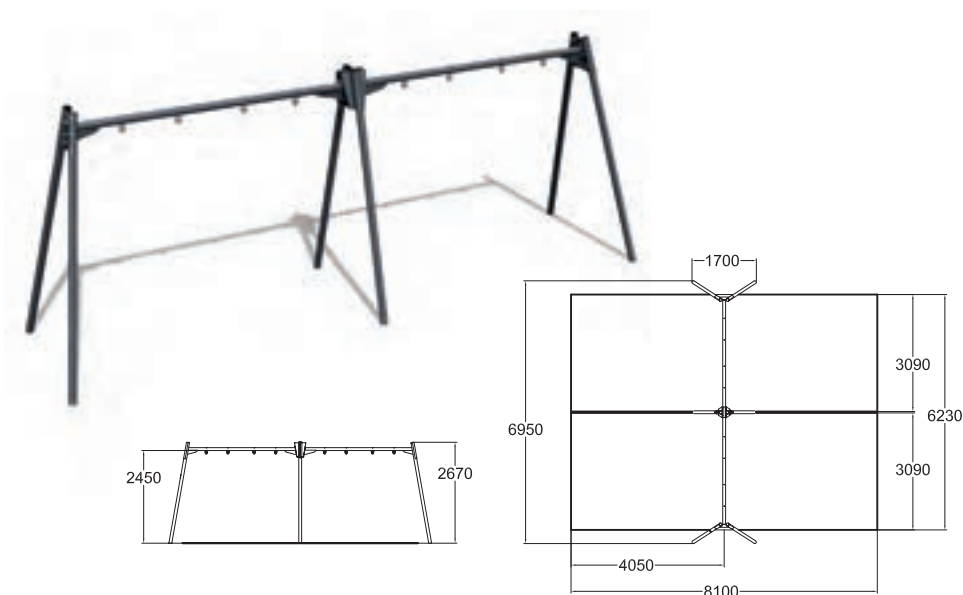


## 220068M ERBIUM





 46.2	 L: 8100 W: 5985 H: 3200
 1+	 1400

 RAL7024, RAL9023  
Hot-dip galvanized

 Chain 210 cm

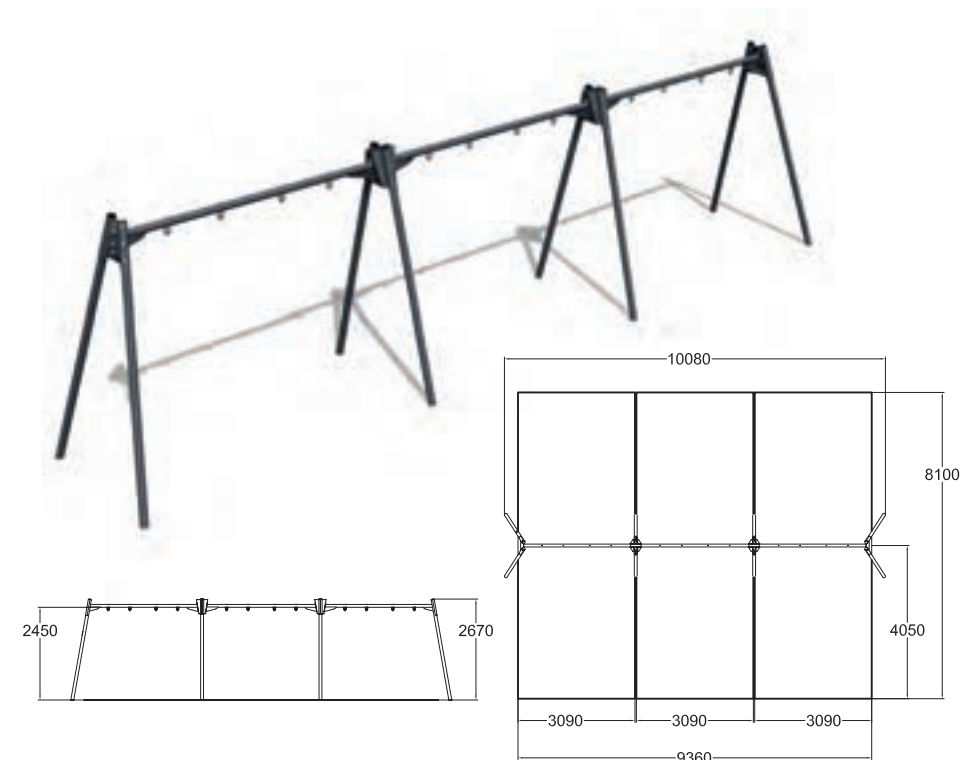


## 220069M EUROPIUM





 50.1	 L: 8100 W: 6225 H: 3200
 4+	 1400

 RAL7024, RAL9023  
Hot-dip galvanized

 Chain 210 cm



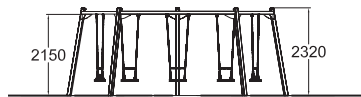
## 220070M INDIUM

 75.2	 L: 8100 W: 9355 H: 3200
 4+	 1400

 RAL7024, RAL9023  
Hot-dip galvanized

 Chain 210 cm





## 220005 TANTALUM

M<sup>2</sup> 46

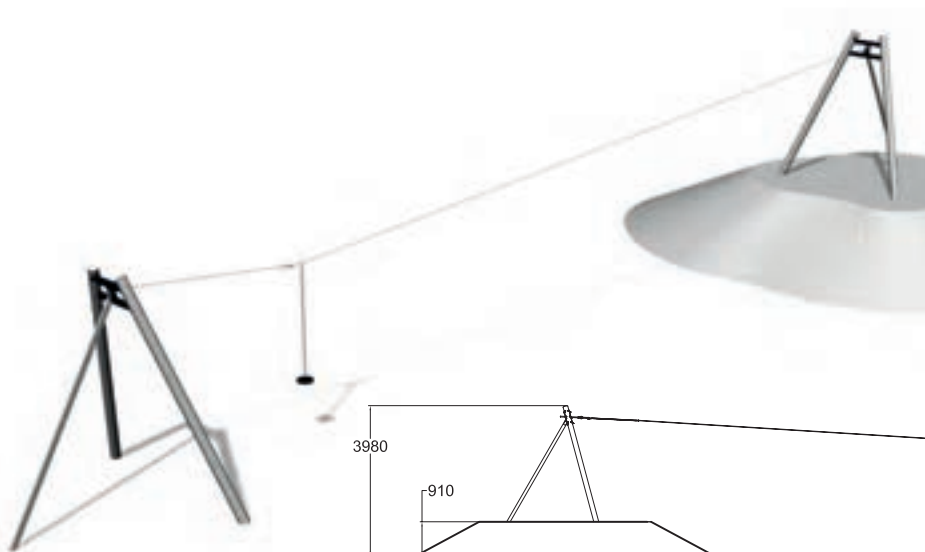
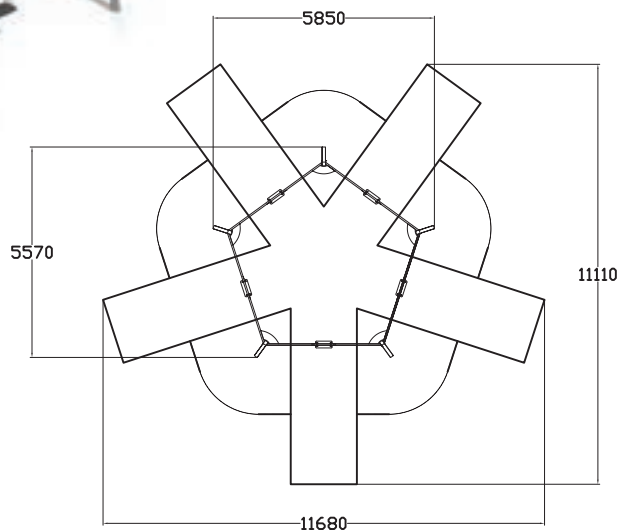
L: 11680  
W: 11110  
H: 2800

4+

1300

Includes seats

Chain 160 cm



## 220082 MERCURY METAL AERIAL RUNWAY

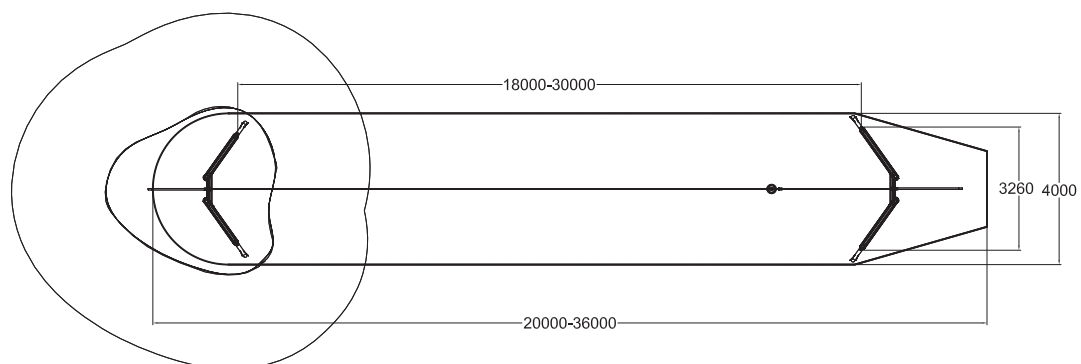
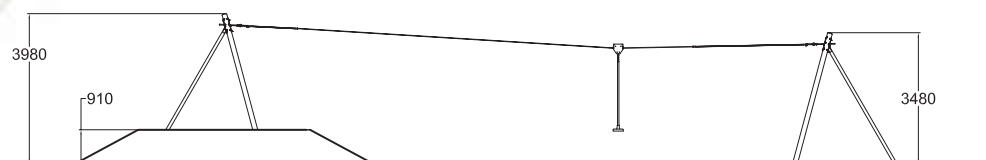
M<sup>2</sup> 80-144 m<sup>2</sup>

L: 35500  
W: 4000  
H: 3980

6+

1000

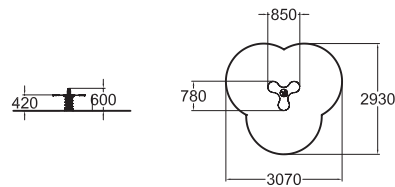
Deep mounting











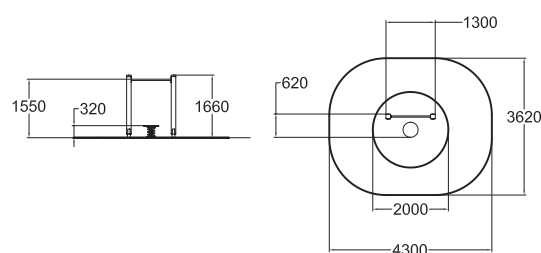
**220013M RHODIUM**







**220013M  
RHODIUM**

 6.7	 L: 3070 W: 2930 H: 1920
 2+	 420

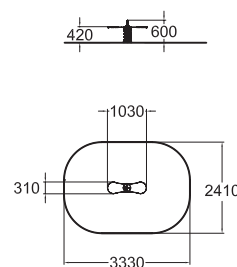

 RAL7024, RAL 3020







**220039  
SHAKY STEP**


 7.2	 L: 3330 W: 2410 H: 1920
 2+	 420

Deep mounting foundation 705101  
or rubber base 706923 for surface  
mounting must be ordered separately.

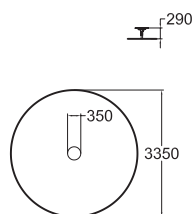


**220012M  
CARBON**

 7.2	 L: 3330 W: 2410 H: 1920
 2+	 420





 RAL7024, RAL 3020





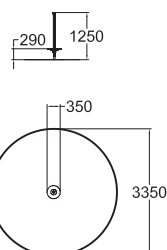
**220031M**

**ZINC**

 8.8	 L: 3350 W: 3350 H: 1800
 3+	 290







RAL 7024, RAL 3020



**220032M**

**COPPER**

 8.8	 L: 3350 W: 3350 H: 2090
 3+	 290







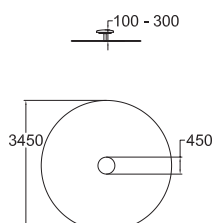
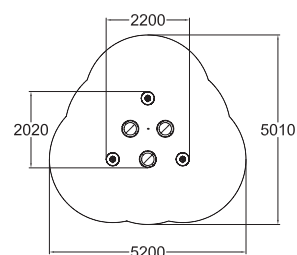
RAL 7024, RAL 3020



**220037**





**UNION**

 19.5	 L: 5200 W: 5010 H: 2090
 2+	 290

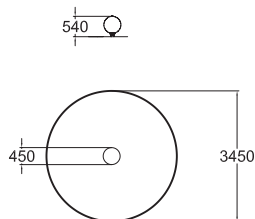


**220038**

**RUBBER BUTTON**

 0	 L: 3450 W: 3450 H: 2100
 1+	 300

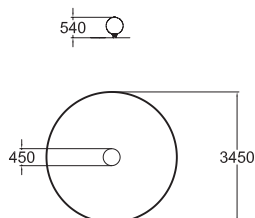




## 220501 PRECISION BALL

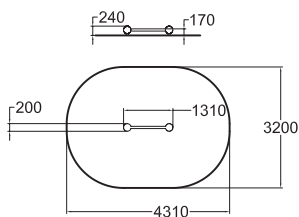
0	L: 3450 W: 3450 H: 2320
1+	540

160001 Blue



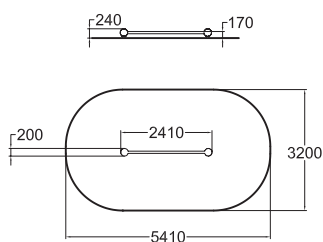
## 220502 PRECISION BALL

0	L: 3450 W: 3450 H: 2320
1+	540



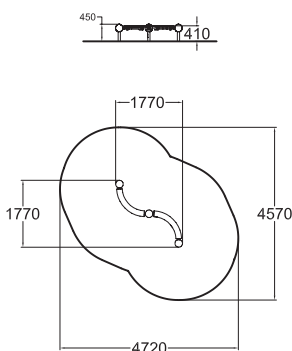
## 220540 PRECISION BAR

0	L: 4110 W: 3060 H: 2040
6+	170



## 220538 PRECISION BAR LONG

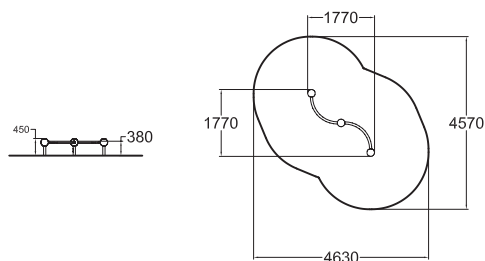
0	L: 5220 W: 3060 H: 2040
5+	170







## 220542 PRECISION BEAM WIDE

0	L: 4720 W: 4570 H: 2250
6+	410

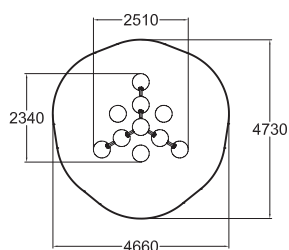








 0	 L: 4630 W: 4570 H: 2250
 6+	 380

## 220541 PRECISION BEAM



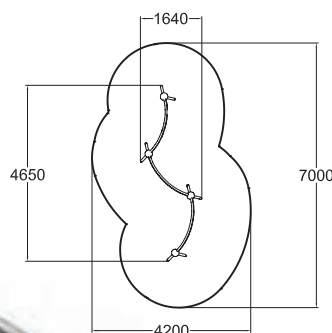


 17.1	 L: 5500 W: 5500 H: 3310
 4+	 1510





## 220505 PYRAMID CLIMBER

Deep mounting foundation 160000 must be ordered separately.

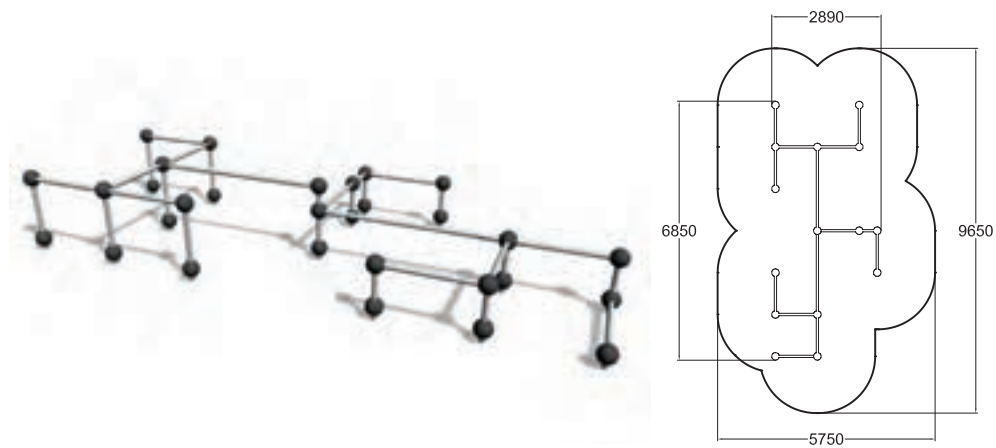
160005 Blue / Black



## 220543 PRECISION CURVE

 0	 L: 7000 W: 4180 H: 2290
 5+	 490



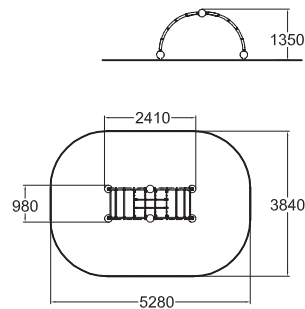


## 220549 VAULT RAILS L

45.2
 L: 9650  
W: 5750  
H: 2830

5+
 960

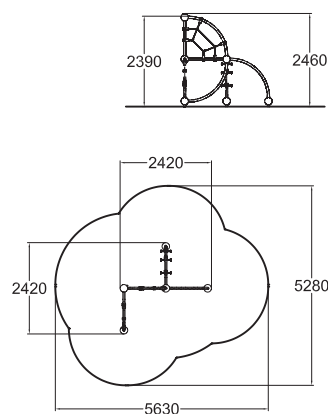
960
 170
 650
 1030



## 220080M CADMIUM

18.3
 L: 5280  
W: 3480  
H: 2850

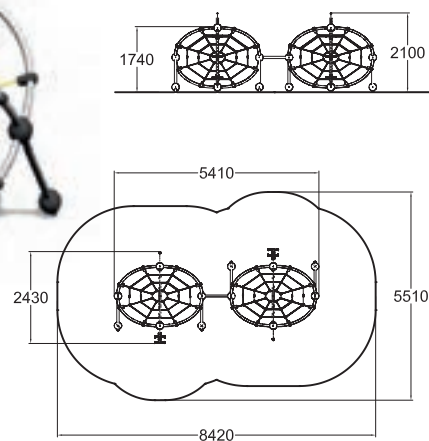
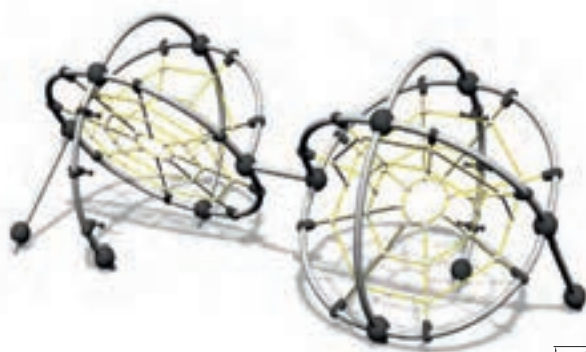
3+
 1280



## 220090M PLATINIUM

20.8
 L: 5630  
W: 5280  
H: 3890

3+
 2060

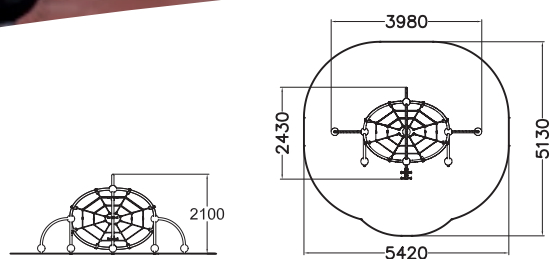


## 220130 OXYGEN

37.7
 L: 8420  
W: 5510  
H: 3900

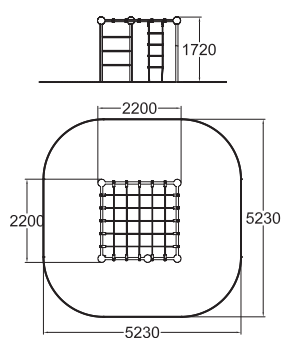
3+
 1740





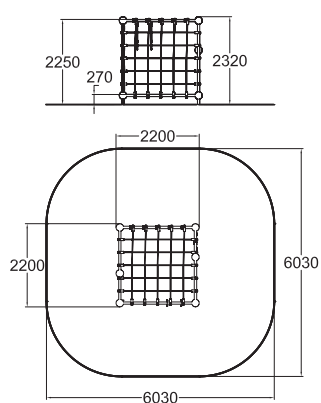
23	L: 5420 W: 5130 H: 3900
3+	2100

## 220131 OXYGEN MINI



## 220460 NEPTUNIUM

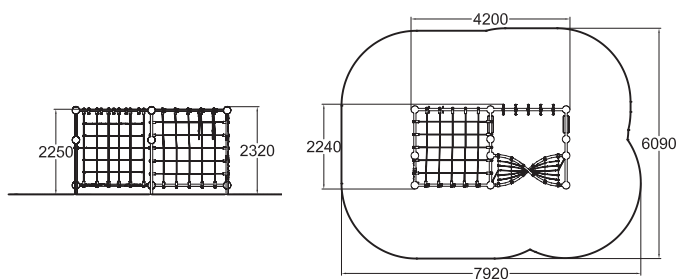
25.2	L: 5230 W: 5230 H: 3150
3+	1650



## 220464 NIOBIUM

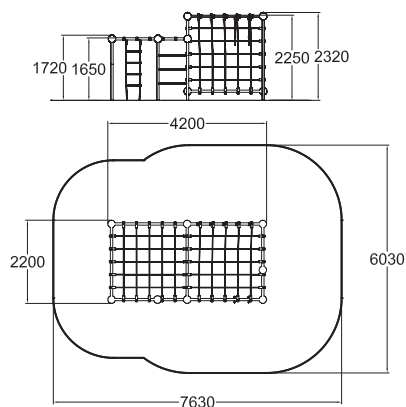
32.9	L: 6030 W: 6030 H: 3750
4+	2250





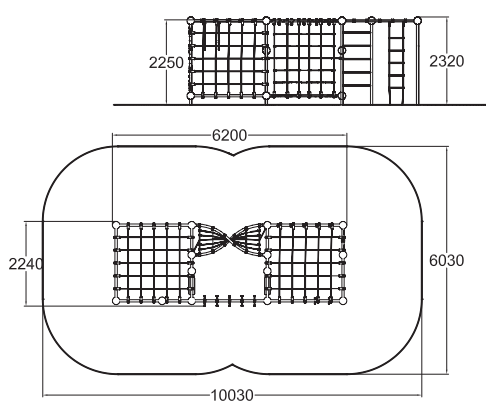
## 220466 STRONTIUM

43.5	2250
3+	2250



## 220470 ZIRCONIUM

41	2250
3+	2250



## 220468 URANIUM

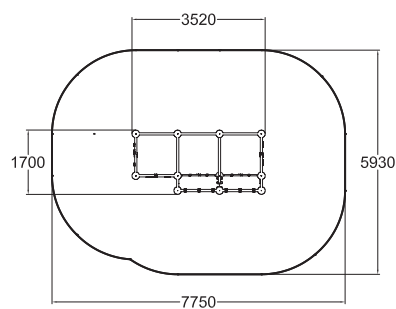
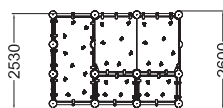
56.7	2250
3+	2250



**220615** WALL BOULDERING CUBE L



**220685**



**220685**  
WALL BOULDERING M



40.7



L: 7750  
W: 5930  
H: 4020

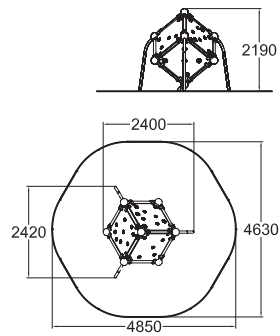


5+



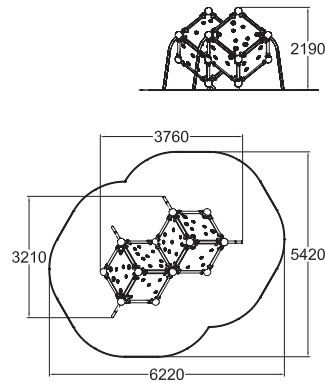

2530





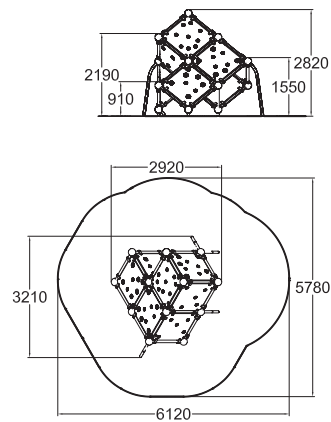

## 220605 WALL BOULDERING CUBE S

M² 17.8	L: 4850 W: 4630 H: 3990
5+	2190



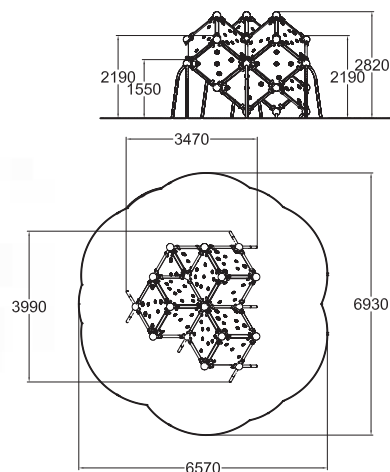

## 220610 WALL BOULDERING CUBE M

M² 25.2	L: 6220 W: 5420 H: 3990
5+	2190



## 220615 WALL BOULDERING CUBE L

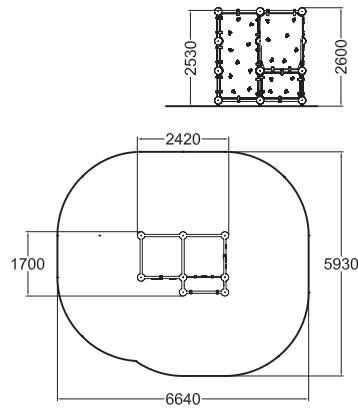

M² 26.2	L: 6120 W: 5780 H: 4620
5+	2820







## 220620 WALL BOULDERING CUBE XL

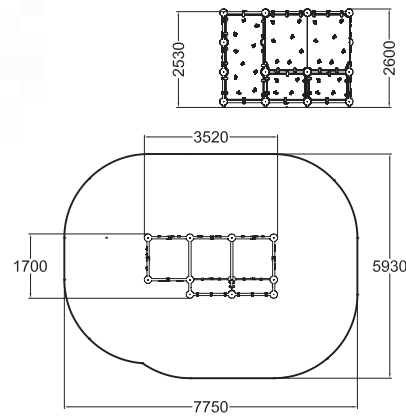

M² 35.5	L: 6930 W: 6570 H: 4620
5+	2820









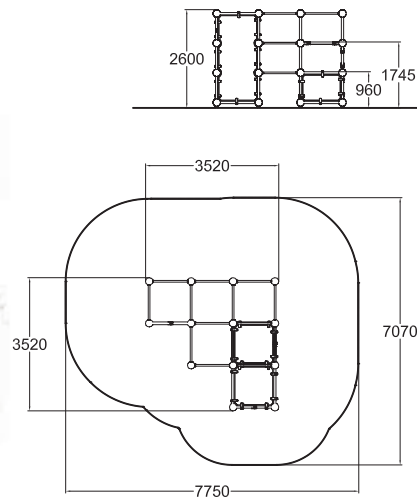

## 220680 WALL BOULDERING S

 34.2	 L: 6640 W: 5930 H: 4020
 5+	 2530







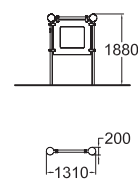
## 220690 WALL BOULDERING L

 40.7	 L: 7750 W: 5930 H: 4020
 5+	 2530




## 220523 SPIDER CAGE M

 45.4	 L: 7750 W: 7070 H: 4400
 4+	 2530

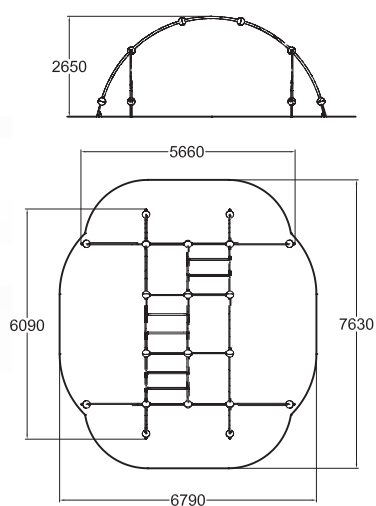


## 220590 INFO SIGN

 L: 1310 W: 200 H: 1880
--

Information panel with pictures of different moves and instructions for using the equipment. It includes QR codes with direct links to our YouTube channel, for demonstrations of how to start practising parkour safely.





## 220513 GIBBON SWING L

M<sup>2</sup> 44.4

L: 7630  
W: 6790  
H: 4450



6+

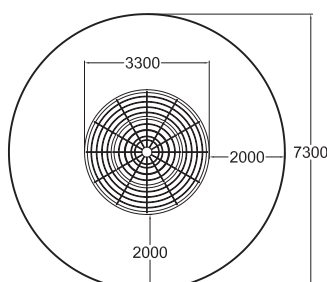
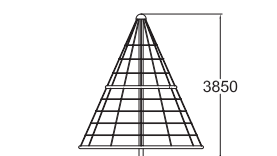


2650

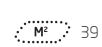




**220230** APOLLO



## 200230 APOLLO



39



L: 6960  
W: 6960  
H: 5350



5+



2810

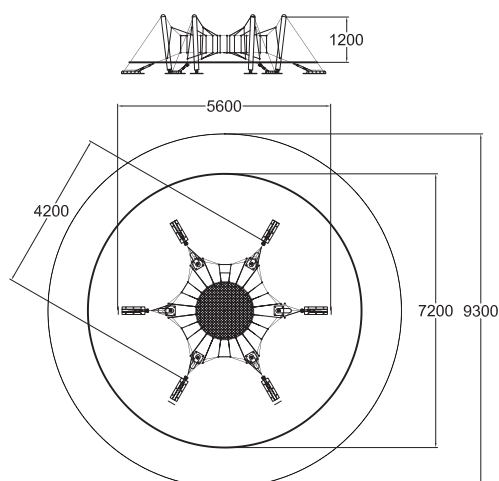
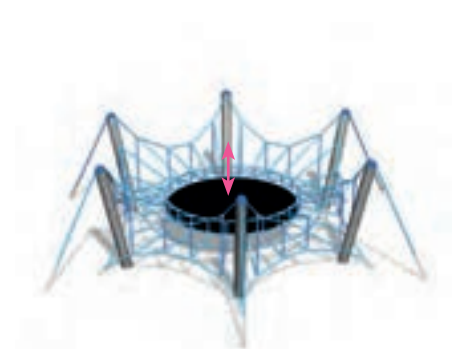
**200230** Blue / Grey  
**220230** Orange / Black

Deep mounting





**200220 SPIDER M**

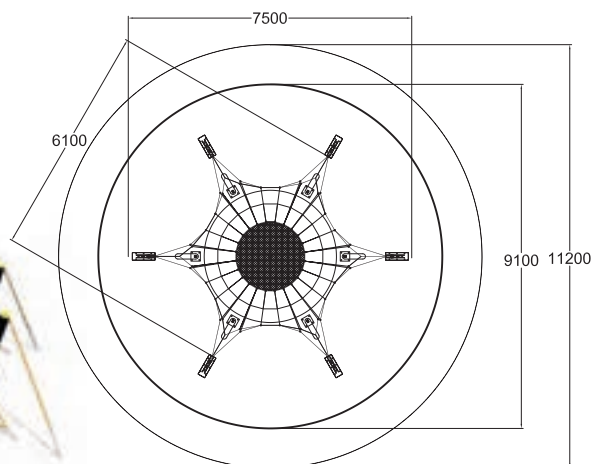
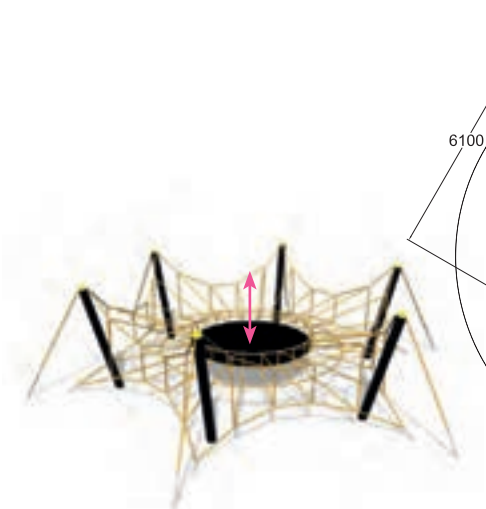


**200220 SPIDER M**

	40.7		L: 7200 W: 7200 H: 2700
	2+		1200

**200220** Blue / Grey  
**220220** Orange / Black

Deep mounting



**200225 SPIDER L**

	65		L: 9100 W: 9100 H: 3000
	2+		1500

**200225** Blue / Grey  
**220225** Orange / Black

Deep mounting







**200201** PYRAMID NET S

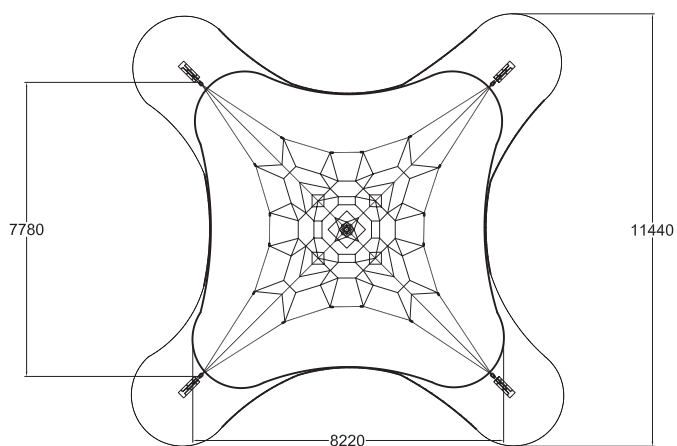
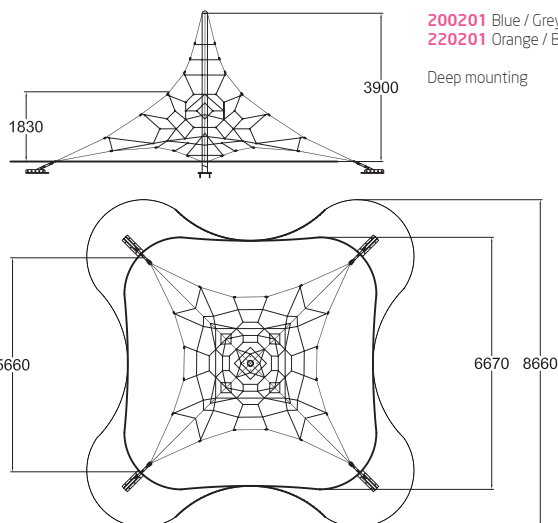
## 200201 PYRAMID NET S

 41.7	 L: 12900 W: 12900 H: 3900
--	---

 6+	 510
--	---



**200201** Blue / Grey  
**220201** Orange / Black

Deep mounting



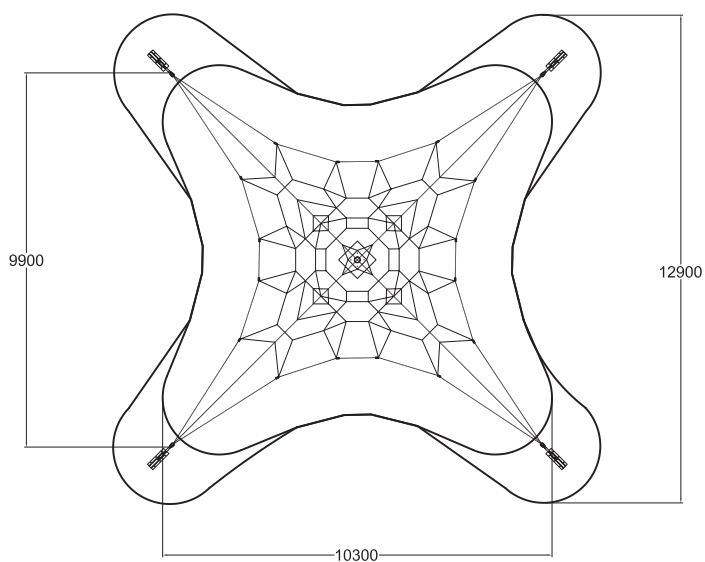
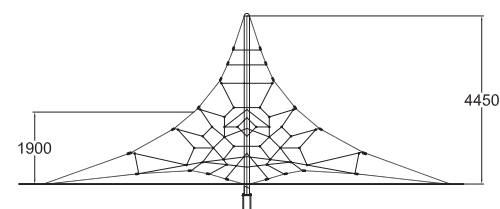
## 200202 PYRAMID NET M

 59.5	 L: 14660 W: 14660 H: 4450
--	---

 6+	 700
---	--

**200202** Blue / Grey  
**220202** Orange / Black

Deep mounting



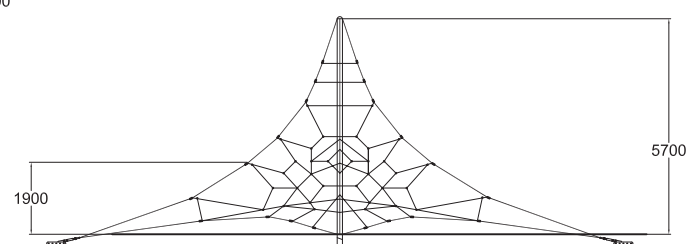
## 200203 PYRAMID NET L

 87	 L: 17660 W: 17660 H: 5700
--	---

 6+	 850
--	---

**200203** Blue / Grey  
**220203** Orange / Black

Deep mounting













L A P P S E T

CRE  
ATI  
VE

THEMED  
ACTIVITY  
ATTRACTIONS



# You are the engine!

*While sedentary lifestyle has become a megatrend amongst all ages, it is important to create fascinating spaces to encourage people to get active. In our parks you are the engine on every ride!*





# Exercise in disguise





*We combine entertainment and attraction design with our long experience in design and manufacturing of play and sport products. In our parks, stories become alive and encompasses you in many activities. There is no better way to exercise!*





# Activities for visitor attractions





*We design, build and supply activity attractions that bring you profitable business. Our solutions are suitable for any visitor attractions, such as theme parks, holiday resorts, shopping malls, family entertainment centres and zoos.*





# Play with brands

*We turn brands into a memorable activity experience.  
It can be your own brand, or one from our portfolio.  
Our solutions are suitable for indoors and outdoors.*

Bob the Builder: © 2015 HIT Entertainment Limited and Keith Chapman.  
Angelina Ballerina: © 2015 Hit Entertainment Limited. Thomas & Friends: © 2015 Gullane (Thomas) Limited. Fireman Sam: © 2015 Prism Art & Design Limited. Pingu: © 2015 The Pygos Group. Mike the Knight: © 2015 HIT (MTK) Limited. Barney: © 2015 Lyons Partnership, L.P. PETER RABBIT™ © Frederick Warne & Co. Limited & Silvergate PPL Limited 2015. All rights reserved.





# How much should You invest?

*Before even the first line in the sketch is drawn, we simulate the business case with our four-pillar method. It gives you a safe start, and helps us all to deliver the best possible visitor experience.*

MARKET  
MODEL

SPACE  
MODEL

BUSINESS  
MODEL

EXPERIENCE  
MODEL



## Market Model

*Market size, competition, target customer group analysis*

## Space Model

*Location analysis, capacity and visitor flow plan, master plan*

## Business Model

*Operational plan, pricing and branding strategy, profit and loss simulations, commercial targets*

## Experience Model

*Branding and theming, story telling, visitor experience design, activity and service design*





# Products by categories

## Swings

---



**220001M** Page 69



**137412M** Page 92



**175074** Page 124



**220063M** Page 148



**220002M** Page 69



**137414M** Page 92



**175075** Page 125



**230050** Page 136



**220061M** Page 148



**137415M** Page 92



**175076** Page 124



**175575** Page 131



**220062M** Page 148



**137418M** Page 93



**220064M** Page 148



**220069M** Page 150



**220070M** Page 150



**137417M** Page 93



**220066M** Page 149



**220067M** Page 149



**220068M** Page 150



**120239** Page 125



**220005** Page 151



**160050M** Page 94





220082

Page 151



000216

160 cm



000217

160 cm



000218

160 cm



000226

210 cm



000227

210 cm



000228

210 cm



000104

160 cm

The 000104 swing seat is suitable for swing frames 137414M, 137418M and 220061M. The seat must be ordered separately.



137091M



## Foundation plates for swings

Swing frame foundation plates do not require concreting. Suitable for swing frames 137412M, 137414M, 137415M, 137417M, 137418M, 220061M, 220062M and 220066M.

## Foundation assembly elements for swings

Suitable for swing frames 220001M and 220002M.

# Rocking equipment and carousels



010501

Page 52



010502

Page 52



010503

Page 53



010504

Page 52



010505

Page 52



010506

Page 53



010507

Page 54



010508

Page 55





**0105011** Page 55



**010512** Page 54



**010513** Page 54



**010514** Page 55



**010516** Page 55



**005049**



**010515** Page 56



**010710** Pages 110 and 56



**705101**



**J51511M** Page 72



**096325** Page 71



**096319** Page 57



**096320** Page 57



**096321** Page 57



**096322** Page 57



**220039** Page 152



**220012M** Page 152



**220013M** Page 152



**137237M** Page 95



**137303M** Page 95



**175070** Page 120



**220050** Page 59



**220051** Page 59



**220041** Page 62



**137042M** Page 62



**137043M** Page 62



**010264M** Page 120



**112341** Page 121





**137004M**

Page 59



**220034**

Page 53



**137003M**

Page 59



**137033M**

Page 95



**175570**

Page 133



**220031M**

Page 153



**220032M**

Page 153



**220037**

Page 153



**200230**

Page 164



**200020**

Page 58



# Balancing

---



**220038**

Page 153



**220501**

Page 154



**220502**

Page 154



**160001**

Page 154



**175560**

Page 133



**175561**

Page 133



**137200M**

Page 60



**137210M**

Page 60



**175530**

Page 133



**175022**

Page 120



**220540**

Page 154



**220538**

Page 154



**220541**

Page 155



**220542**

Page 154



**220543**

Page 156



**137225M**

Page 94



**175535**

Page 131



**175020**

Page 121



**220549**

Page 157



**175019**

Page 121



**137035M**

Page 94



**200010**

Page 61



**220505**

Page 156



**160005**

Page 61






**200220**

Page 165



**220220**

Page 165



**200225**

Page 165



**220225**

Page 165

## Sand and water play



**137400M**

Page 90



**175080**

Page 119



**137404M**

Page 91




**175081**

Page 119



**230040**

Page 136



**137410M**

Page 91



**104512M**

Page 68



**104515M**

Page 68



**137850**

Page 110




**137407M**

Page 90



**175082**

Page 119



**104500M**

Page 68



**104510M**

Page 67



**137910**

Page 106



**104610M**

Page 71



**J31934M**

Page 71



**104333M**

Page 71



**104982**

Page 72



**104980**

Page 68





Unique products  
and area planning





*When you want to create unique products or need help in designing a playground area, turn to Lappset's MyDesign! service. Our MyDesign! designers will help you to customise standard products or create unique themed products. You can also consult our design service if you need advice in designing a park, exercise facilities or the yard of a housing company.*

*Contact us to benefit from our designers' experience!*





# PlayCare

## Maintenance increases lifespan

Lappset's PlayCare services cover the entire lifespan of our products, from installation to recycling damaged products. After the installation and handover inspection, the safety of the equipment can be ensured with regular inspections and maintenance. Regular maintenance maximises the product's life and minimises the need for new investments, as our PlayCare personnel immediately replace old and damaged components with new ones.

From a playground owner's viewpoint, the PlayCare services are a synonym for peace of mind and ease. Our PlayCare personnel guarantee that the playground and its equipment are thoroughly safe for the users. All defects discovered and maintenance work performed by our PlayCare personnel will be reported to the client. Maintenance can also be commissioned through our website.

The availability of the PlayCare service varies among different countries. Contact our sales team to find out about availability and the possibility of tailoring these services.

For more information on our PlayCare services, please visit our website at [www.lappset.com](http://www.lappset.com)









# Delivery and installation



## Delivery

Lappset playground equipment is delivered as components and elements with:

- » despatch notes
- » installation instructions
- » inspection and maintenance instructions.

Lappset design criteria ensures efficient packaging for ease of transportation. The packages are placed on pallets to speed up the loading and handling, and significantly reduce transport damage and costs.

## Installation instructions

With each Lappset product we attach clear assembly and installation instructions. Components are clearly numbered in order to make the installation as easy as possible. In the illustrated installation instructions you will find all the necessary information regarding frame connections, assembly of wall elements, panels, roofs and the installation of the structural elements such as posts, bars, nets, suspension bridges, steps and slides.

## Minimum safety zones

The safety area for each product is shown in the catalogue and also in the installation instructions. Since products may change during the validity of this catalogue, the safety area must always be built according to the installation instructions provided with the product. Up-to-date documents can also be found on the Lappset website.

## Foundation

As standard, the playground equipment is installed on underground foundations. Alternatively, the equipment can be surface mounted. Please specify when placing your order if you wish to opt for surface mounting.

Playground equipment and other items must be permanently fixed to the ground.

Some equipment can be fixed to the ground using anchoring parts that must be ordered separately. The traditional use of concrete foundations is only required in certain cases. Details of specific foundations are given within the installation instructions.

## Base

According to the EN standards, playground equipment must be assembled on a surface the critical fall height of which corresponds to the fall height of the equipment. If loose materials, such as sand with a grain size of 0.2–2 mm or gravel with a grain size of 2–8 mm, are used, the required layer thickness varies between 25 and 40 cm. Safety tiles, which are made of bonded rubber shred, present an easy-to-clean option for a safe floor material. Elements can be assembled on top of grass, as long as their critical fall height does not exceed 1 m.

In addition to the shock absorbing base shown in the drawings, the safety sphere extends to at least 150 cm around all parts of the product upon which users can climb. Different countries may have different regulations regarding this space. Most countries prohibit allowing sharp and hard objects in this area, such as cut stones or rough tree stumps.

More detailed information on safe floor materials will be supplied with the assembly instructions.





## Installation

Installation instructions are sent with all products and must be followed.

Always read the installation instructions thoroughly before installing the playground equipment. The equipment must be assembled and installed on site following the installation instructions given by the manufacturer. The minimum safety zones mentioned in the installation instructions must also be adhered to.

Elevation and footing depths of the equipment must follow the instructions. The vertical parts must be vertical and the horizontal parts must be horizontal, as otherwise certain planned inclinations in the equipment may not conform to safety norms. If the guidelines for minimum safety zones mentioned in the installation instructions are not followed, the installer may have to accept the consequences of this negligence and compensate for any injuries sustained within the minimum safety zones.

## Commissioning of the Playground

Before using the play area, a handover inspection should be performed. The handover inspection, log book and assembly instructions accompanying the order confirmation or delivery are provided to facilitate the inspection into the safety of the play area and to ensure that the facility has been correctly installed. Please remember that the play area should not be used until the site has been cleared and the playground declared safe!

## Inspection and maintenance

Safety of playground equipment results from:

- » correct installation, including inspection,
- » appropriate surfacing and
- » regular maintenance.

Ensure the continuous safety of your playground by regular safety inspections and maintenance procedures using the Lappset Service Manual. When drawing up the inspection and maintenance plan of the playground, consider the playground's usage and susceptibility to vandalism. Carefully document the inspection and maintenance procedures. Access to the playground has to be restricted if the playground is not safe to use.

For further information, please contact your local distributor.

## Ordering instructions

Orders can be made by letter, e-mail or phone. If modifications are required to standard products, please advise in writing.

## Information on deliveries

If you have placed an order and need information on the delivery or if you have a problem with the delivery, please contact your local distributor.

## Terms of delivery

Prices include goods-in-transit insurance and freight costs. The products are delivered to the client's property; the client is responsible for unloading the lorry. Please make sure that you have the necessary unloading equipment ready to avoid delays.



Orders for standard products can be cancelled without any extra cost within 8 days of placing the order. Cancellations of orders for customised MyDesign Q products are subject to a charge of 70% of the product's price. The delivery time can be postponed once (by a maximum of one month), but no later than one (1) week before the date on which the delivery vehicle is due to leave the factory.

Any missing items or damage sustained during transportation should be reported when unpacking the delivery and within 7 days of receiving the goods.

A small delivery surcharge is levied on deliveries of small batches.

## Delivery time

We deliver within 2–8 weeks from receiving your order, depending on the season and the products. Please order standard products well in advance – no later than 4 weeks before you need them – to ensure that we can provide you with the product at a reasonable price even in high season.

## Product modifications

We develop our products constantly in line with international standards concerning both safety and quality. Therefore we reserve the right to modify our products and prices.

## Patents and design protection

Lappset holds valid patent and design protection for its products. All rights are reserved.





# Safety surfacing

## Oopsy daisy!

*There are always a few accidents in the playground. Little heads stay spinning a good while after a go on the roundabout, and little legs cannot always keep up.*

Lappset safety surfacing is designed to protect children so that most dangerous looking situations turn out to be just harmless little scares.

## Standardised safety

Lappset safety surfacing is made out of soft materials that prevent injuries from falling. The materials conform to the requirements of the EN 1176-1 safety standard as long as you match the thickness of the surfacing correctly to the product's fall height. Safety surfacing requires solid, level, water-permeable ground underneath. Different colour options allow you to coordinate the colour scheme of your playground from the floor to the tips of the equipment.



## Softex safety tiles

The safety tiles consist of colourful rubber granules that are glued together with a weather-resistant adhesive. Softex safety tiles are mainly made of reclaimed materials and they can be recycled again.

## Safegrass sand-filled synthetic turf

Sand-filled synthetic turf can be used to create cost-efficient seamless surfaces that have excellent impact absorbency properties thanks to their base and surface layers. The artificial turf looks impressive, is easy to install and allows water to pass through. Sand-filled artificial turf can be recycled.

## Wetpour is a seamless safety surface material

Made from rubber shreds and a polyurethane compound, Wetpour withstands even abrasive wear. The material is mixed on site and then cast, which requires special expertise and leaving time for setting. Colours can be laid out in ways that help partially sighted users find their way around. Wetpour is another recyclable safety surface material.



## Natural materials

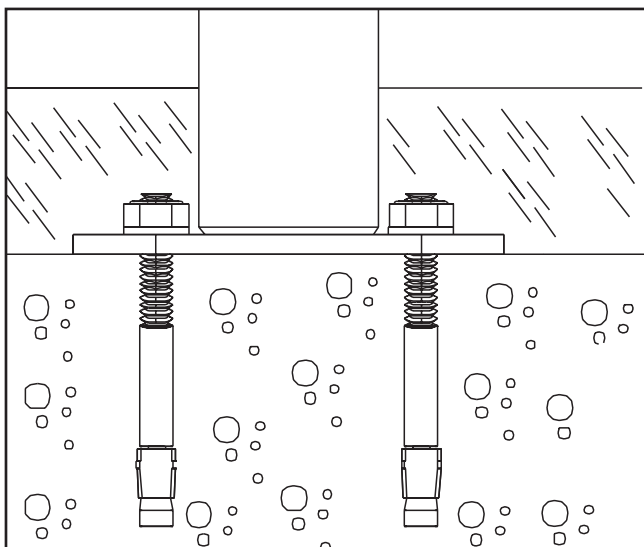
Natural materials such as grass, sand, gravel, wood chips and bark are popular and affordable materials for safety surfaces. Gravel is suitable for many different products and even the biggest acceptable fall heights. Grass can only be used with low-rise elements and in rest areas, as grass only protects for up to a 1.5 metre fall height and is subject to wear. Natural materials are easy to apply but require regular maintenance.

Ask your local dealer about the different safety surface options. Materials may differ from country to country due to availability and climate requirements.

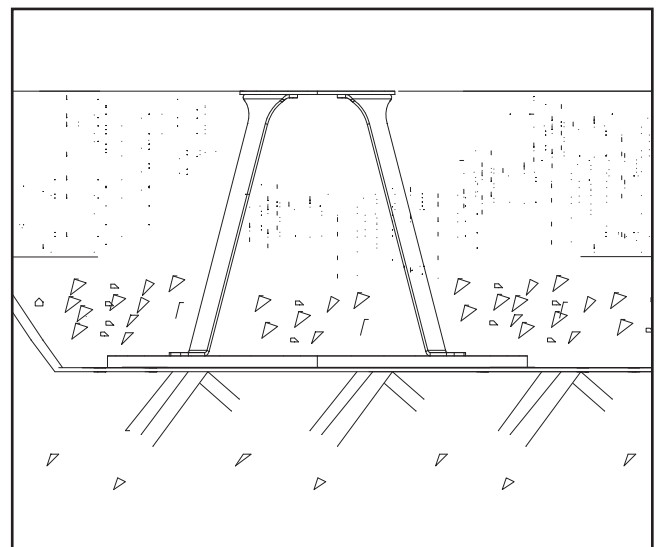




## Most used mounting alternatives



Surface mounting

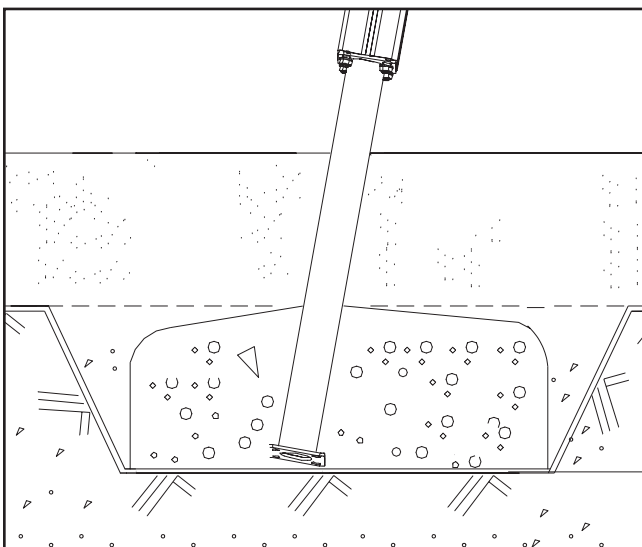


Underground foundations  
with foundation assembly

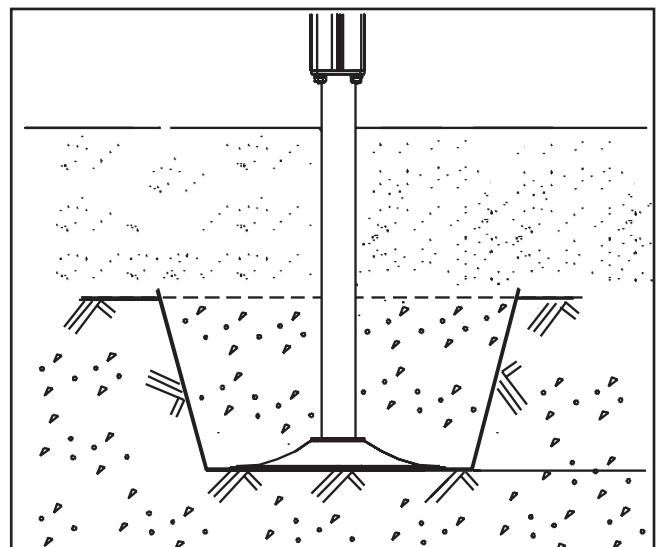




Detailed, product-specific installation instructions are available at [www.lappset.com](http://www.lappset.com).



Underground foundations with concrete



Underground foundations with foundation plates





# A safe playground is a sum of its parts

*Playground safety is a sum of many factors. Even if the main aim is to make playgrounds sufficiently challenging, exciting, and inspirational for learning children, they still also need to be safe.*

Lappset Group considers ensuring product safety an issue of paramount importance. We follow safety standards meticulously in all stages of our product design, manufacture and installation. This is our way of minimising injuries on playgrounds and eliminating dangers as soon as possible.

## Guidance from the EN 1176 safety standard

The EN 1176 playground safety standard sets strict conditions on the safety of playground products. The recommendations included in the standard, 45 years of experience, research and testing are the foundations on which the real safety of Lappset products lies.

We participate actively in international standardisation work and cooperate both with the Finnish Standards Association (SFS) and the Finnish Safety and Chemicals Agency (Tukes). We have long been actively involved in formulating and developing playground safety standards. By the time new safety requirements are laid down in international standards, Lappset has already been meeting them for years.

Good relationships with other experts around the world have also helped and will continue to help Lappset to improve product safety further and further. Thanks to experience and know-how, even the most innovative products can be designed and built with safety considerations in mind. First-hand information received from customers has also helped us to raise the safety of our products to the high standard for which Lappset is now known. We understand the value of feedback –

whether positive or negative – and we hope to keep receiving more in the future.

Lappset certifies its playground and sports equipment through the best-known playground equipment testing laboratory, TÜV (Technischer Überwachungsverein) in Germany, according to the strictest possible GS (Geprüfte Sicherheit) standard. The certification covers both product design and the quality of manufacture. We also have an ISO 9001 quality certificate and an ISO 14001 environmental certificate. Together with safety considerations, these certificates play a vital role in ensuring overall quality.

## Products for all ages

The correct balance of safety and product intricacy depends on the target age group of each product. All products are designed so that getting on them is more challenging than playing on them or getting off them.

The younger the product age group, the more important it is to ensure good usability. Early teens need to be provided with sufficiently challenging yet technically controlled environments where they can test their physical limits and improve their motor skills.

## No entrapment

The EN 1176 safety standard identifies numerous different factors that need to be taken into account in designing playground equipment. One of these is entrapment. All gaps and corners between structural components need to be designed so as to prevent children's fingers, heads or bodies from getting trapped. Special testing apparatus is used to measure any gaps in products. If, for instance, a gap is big enough for a child's body to pass through, it needs to also allow a child's head to pass. In addition, adults need to be able to access all sections of the equipment in order to help children in case of entrapment.









## Safety zones and floor materials

A large percentage of accidents on playgrounds are the result of play. This is why not all accidents can be prevented. The most important thing in terms of safety is to remember that playgrounds consist of a lot more than just the equipment. All products need to be surrounded by a safety zone in any areas where the potential fall height is more than 600 mm or where a part of the product involves momentum, and this area needs to have shock-absorbing safety surfacing. Although safety surfacing cannot prevent accidents, it does protect children from serious head injuries and lowers the severity of other injuries as well.

Instructions for the dimensions and overlap of safety zones and for choosing floor materials are included in international standards. The safety zones of adjoining equipment can overlap as long as there is no momentum involved in using the products like there is with swings, roundabouts and slides, for example. Safety standards do not apply to benches, tables and rubbish bins located in the vicinity of playground equipment. However, such items should never be installed within a safety zone, or so that they can be easily moved, or (as Tukes points out) so that they can be used for climbing into a tree or over a fence. As long as the target group is kept in mind during playground design, the most serious risks associated with these structures can nevertheless also be avoided.

According to Tukes guidelines, a playground must be provided with a fence 120 cm high if there are risks in the surroundings (such as busy roads or a lake or a river) that children need to be protected from.

## Combining play and fitness environments

Lappset has a solid understanding of how play and fitness environments can be combined without compromising the needs

of either user group. Combining areas designed for different purposes is yet another step towards a future where playgrounds genuinely function as meeting places for three different generations. You can find more detailed information on how to combine playgrounds and sports areas on the [www.lappset.com](http://www.lappset.com) website.

## Installation

Appropriate fencing is erected around playgrounds during construction. All construction sites are firmly locked up especially in the evenings and overnight. Children are prevented from entering playgrounds until all equipment has been securely installed and safety surfacing laid down.

Calculating safety zones and measuring gaps between structural components is very important for safety.

The structural strength of a product is a combination of its components and joints. This is why installation staff needs to have sufficient know-how of the tightening torques of different sized fasteners. Excessive tightening damages fastenings and may compromise the structural strength of a product even before it is ready for use.

All equipment and the surrounding area are inspected by competent staff before a playground is opened to the public. A signed report is produced of each inspection and kept with other documents relating to the playground, including instructions for installation, parts lists and maintenance logs. Inspectors should not be involved in the installation process or be personally responsible for the costs of repairing any faults in the equipment.

## Old playgrounds

In principle, safety standards only apply to products installed after the adoption of the standards. The EN 1176 and EN 1177 safety standards entered into force in 2008, and any equipment





manufactured in or after 2009 needs to fulfil their requirements. Safety requirements can be imposed retrospectively, but revisions to existing standards, for example, cannot stipulate that existing products need to be modified.

However, any modifications and repairs carried out on existing equipment need to comply with the latest safety requirements. For example, existing staircases that lack adequate safety railings do not necessarily need to be replaced when a new standard is adopted, but once these fail, the replacement staircases have to comply with the latest safety standards. This means that eventually all products will comply with international safety requirements. Until then, the emphasis is on ensuring that no product is ever dangerous to use. This is why competent inspectors need to assess whether any aspects of old products need to be modified immediately.

### Regular maintenance increases safety

The level of safety established during playground installation needs to be maintained throughout the life cycle of the products. Annual inspections help to assess whether the materials used in the products have deteriorated due to rust, rot or physical damage.

Wearing parts may need to be inspected as often as four times a year, depending on the popularity of individual playgrounds.

Visual inspections are used on particularly popular playgrounds or in areas where the risk of vandalism is high. The frequency of visual inspections can vary from a couple of visits per month to almost daily visits. The phone number of the person responsible for maintaining the playground should be posted on the playground info board, as this has been found to be a significant factor in quickly noticing and correcting damage caused by vandalism.

Thanks to their modular structure, most Lappset products can be retrospectively fitted with new functions and, in case of special needs, accessibility features such as handles or railings.

### Product quality

Product quality also depends on many different factors. The size of components, the strength of welded joints, the durability of surface treatments, the thickness of base coats, geometrical tolerances and the UV resistance of paints all contribute to the overall quality of products. That is why Lappset Group invests a lot of time and resources in maintaining the high product quality.

Lappset has used its more than 40 years of experience to develop a quality control system according to which all new components are meticulously inspected. Spot checks are also carried out on production lines. Every complaint relating to quality is followed up carefully, and any components left in warehouses are inspected.

The structural strength of products is tested both according to the applicable standards and Lappset's own testing protocols, which are often considerably stricter than the compulsory tests. For example, Lappset's own test for swing frames involves almost double the loads used in standardised testing. Moreover, the frames are subjected to torsion which wears the frames the most, contrary to the minimum requirements of standard test methods. Tests on materials include strength, corrosion resistance and UV resistance testing. The safety of fully assembled structures is assessed using tests for impact, loading and the risk of entrapment. Investing in product safety is a conscious choice for Lappset and an important element of our corporate social responsibility.



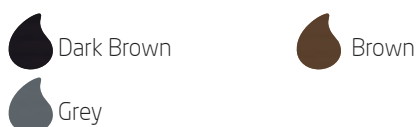
# Lappset colours

*The colour shades in the charts may vary and the RAL codes are only an indication of the true colours.*

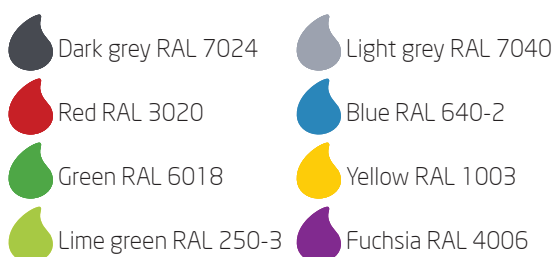
Please find up-to-date colour information on our website [www.lappset.com](http://www.lappset.com).

## Finno

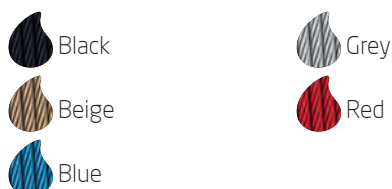
### Wooden posts and beams



### Walls and parts made of high pressure laminate and wooden slatted walls



### Ropes and nets



### Metal parts

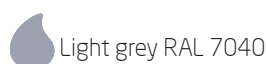


## Clover

### Wooden posts and beams



### Parts made of high pressure laminate



### Ropes and nets



### Metal parts




## Halo

### Wooden posts and beams



### Parts made of high pressure laminate



### Ropes and nets



### Metal parts



## Flora

### Wooden posts and beams



### Ropes and nets



### Metal parts







## Cloxx

### Metal posts and beams

 Hot-dip galvanised

### Plastic joints

 Black


### Ropes and nets

 Yellow


### Metal swing frames

 Dark grey RAL 7024


 Light grey RAL 9023

 Hot-dip galvanised

### Rubber tablets

 Blue RAL 5015

### Balancing balls


 Blue RAL 5002

 Yellow RAL 1018

 Dark grey RAL 7026

### Plastic slides


 Yellow RAL 1018

 Light grey RAL 9023

### Tube slides and tunnels

 Blue RAL 640-2

 Yellow RAL 1032

 Light grey RAL 7047

 Clear





# Materials per product family

	Finno ABC	Finno	Clover
<b>Frame</b>	Pine glulam, preserved and painted	Pine glulam, preserved and painted	Pine glulam, preserved
<b>Walls</b>	High pressure laminate or pine glulam, preserved and painted	High pressure laminate or pine glulam, preserved and painted	Pine glulam, preserved
<b>Roofs</b>	High-pressure laminate	High-pressure laminate	Pine glulam, preserved
<b>Floors</b>	High-pressure laminate	Pine glulam, preserved	Pine glulam, preserved
<b>Slide options</b>	High-pressure laminate slide with a steel gliding surface and MD-PE plastic slide	Wooden slide with steel gliding surface, high-pressure laminate slide with a steel gliding surface or MD-PE plastic slide	MD-PE plastic slide
<b>Ropes</b>	Steel-reinforced polyamide rope	Steel-reinforced polyamide rope	Steel-reinforced polyamide rope
<b>Climbing grips</b>		The actual climbing grips are made of pressed non-slip sandstone rock material	



	Flora	Halo	Cloxx
<b>Frame</b>	Pine glulam, preserved, with transparent finish	Pine glulam, primed, coated with transparent paint and varnished	The frame is made of hot-dip galvanised steel. The ball joints and panel fastenings of the frame are made of fibreglass-reinforced polyamide plastic.
<b>Walls</b>	Pine glulam, preserved, with transparent finish	High-pressure laminate	High-pressure laminate
<b>Roofs</b>	Pine glulam, preserved, with transparent finish	Three-layer cellular polycarbonate panels	High-pressure laminate
<b>Floors</b>	Pine glulam, preserved, with transparent finish	Boards made of thermally modified wood or high-pressure laminate	High-pressure laminate
<b>Slide options</b>	Wooden slide with steel gliding surface	High-pressure laminate slide with a steel gliding surface	High-pressure laminate slide with a steel gliding surface or MD-PE plastic slide
<b>Ropes</b>	Steel-reinforced polyamide rope	Steel-reinforced polyamide rope	Steel-reinforced polyamide rope
<b>Climbing grips</b>	The actual climbing grips are made of pressed non-slip sandstone rock material	The actual climbing grips are made of pressed non-slip sandstone rock material	The actual climbing grips are made of pressed non-slip sandstone rock material



# Warranty terms and conditions

*These warranty terms cover the products and components manufactured by Lappset as specified below.*

The warranty starts on the day the product is delivered from the Lappset Group factory. The warranty is valid only on the condition that the foundation, installation and maintenance work have been carried out and documented according to Lappset Group's instructions. A logbook of the handover inspection and documents for maintenance work carried out have to be presented, if necessary.



## Covered by warranty

The warranty covers free delivery of components covered by the warranty to Lappset retailer's storage that is relevant to the case or nearest to the customer. Defective parts must be replaced with Lappset components. If requested, any damaged components must be returned to Lappset Group at the sender's expense. The warranty of any replaced product or part thereof shall remain valid until the end of the warranty period of the original product or part.

In the event of damage or loss during transport, the Incoterms 2010 delivery terms shall apply in export trade, and the Finnterms 2001 terms for the delivery of goods in Finland. The recipient is responsible for checking the delivery against the packing list or dispatch note prior to accepting the delivery. If there is any external damage to packaging, this should be noted in the bill of lading. If there is any damage in the product sustained during transport that could not be detected on receipt, the forwarder's representative must be asked to inspect the goods within seven (7) days of the receipt of the goods.



## Not covered by warranty

- » Normal wear and tear or damage sustained during incorrect storage, installation or use, or resulting from vandalism or natural disaster.
- » Corrosion of metal parts caused by salt water or salt-water fog. Corrosion caused by scratches and dents.
- » Minor natural cracks or bends, splints or tears in wood.
- » Slight fading of colours or other cosmetic faults and defects.
- » Faults resulting from negligence of installation and maintenance instructions, or faults resulting from maintenance.
- » Any modifications or repairs made in the product or parts thereof by other parties than Lappset Group.
- » The installation costs of the parts replaced under the warranty.
- » Lappset Group's responsibility for faulty products or parts thereof is limited to what is stated in these terms of warranty. Lappset Group shall not be responsible for any indirect costs, losses or damages.

The up-to-date warranty information can be found on our website at [www.lappset.com](http://www.lappset.com)



## Warranty times:

### 20 years:

- » steel components and structures
- » elements made of high-pressure laminate (HPL).

### 15 years:

- » aluminium components
- » fibreglass-reinforced plastic components

### 10 years:

- » preserved wooden parts with no ground contact
- » preserved wooden parts with ground contact (in Europe)
- » concrete parts
- » surface finish of steel and aluminium components

### 5 years:

- » preserved wooden parts with ground contact (outside Europe)
- » unpreserved wooden parts
- » plastic and fibreglass parts
- » steel reinforced nets and ropes
- » springs

### 3 years:

- » rubber and rubber-coated parts, polyurethane parts
- » moving parts, malfunctions
- » wooden bodies of spring mobiles
- » steel cables, chains
- » surface finish of other than steel and aluminium components

### 1 year:

- » nets and ropes in sports products
- » textile elements
- » plaster-coated parts
- » electronic components

The warranty for the surface finish on metal components installed in structures within 500 metres from the seashore is half of the standard warranty period.

Products and their components manufactured by a third party, and electronic products and their components are covered by warranty terms provided separately.

This warranty applies to all orders delivered after 1 January 2016. In warranty issues, please get in touch with your contact person.



# Technical Specifications

Product number	Product name	Equipment dimensions (LxWxH)mm	Impact area m²	Fall height (mm)	User age	Minimum space (LxWxH)mm	Largest part (mm)	Heaviest part (kg)	Installation time, 1 person (h)	Page
000104	Hugo & Ines Swing Seat									177
000216	Rubber Seat, 160 cm									177
000217	Tyre Seat, 160 cm									177
000218	Cradle Seat, 160 cm									177
000226	Rubber Seat, 210 cm									177
000227	Tyre Seat, 210 cm									177
000228	Cradle Seat, 210 cm									177
010264M	Polka	1360x1360x955	17.1	1000	3+	4660x4660x2500	1360	46	4	120
010501	Horse	790x590x850	6.4	520	2+	3190x2280x2020	796	10	1	52
010502	Dog	720x590x795	6.3	520	2+	3120x2280x2020	714	10	1	52
010503	Dino	900x590x840	6.7	520	2+	3300x2280x2020	893	10	1	53
010504	Motorcycle	900x590x800	6.7	520	2+	3300x2280x2020	898	10	1	52
010505	Whale	780x590x800	6.4	520	2+	3180x2280x2020	786	10	1	52
010506	Mouse	760x590x810	6.3	520	2+	3160x2280x2020	768	10	1	53
010507	Rhino	820x590x830	6.5	520	2+	3220x2280x2020	822	10	1	54
010508	Giraffe	720x590x900	6.3	520	2+	3120x2280x2020	725	10	1	55
010511	Seahorse	910x590x910	6.6	520	2+	3310x2280x2020	910	10	1	55
010512	Moose	770x590x790	6.4	520	2+	3170x2280x2020	775	10	1	54
010513	Snailien	790x590x790	6.5	520	2+	3230x2280x2020	828	10	1	54
010514	Fish	720x590x795	9.6	520	2+	3700x2280x2020	714	10	1	55
010515	Tractor	760x430x795	7.5	420	2+	3060x2730x1920	606	23	2	56
010516	Pig	980x590x820	6.8	520	2+	3380x2280x2020	980	10	1	55
010710	Fox	660x950x730	7.4	420	2+	2930x2830x2230	1360	24	1	56
096319	Cabbage Worm	2000x440x420	10	450	1+	2640x4100x2145	2000	18	1	57
096320	Ladybird for 2	1150x380x625	7.7	470	1+	3450x2480x2125	1147	18	1.5	57
096321	Ladybird for 4	1150x1150x640	11	490	1+	3450x3450x2140	1190	18	1.5	57
096322	Ladybird for 8	2000x1150x640	12.3	490	1+	4100x3450x2140	2000	18	1.5	57
096325	Ladybird	630x400x730	7	430	1+	3200x2680x1970	606	9	2	71
104072M	Climbing Frame	1690x1690x1480	20	1470	3+	4750x4700x2970	1360	13	9	69
104300M	Play House	1040x990x2320	0	0	1+	3850x3850x2320	1360	10	3	73
104310M	Anton	2690x1700x1390	17.2	1000	1+	5200x4650x2370	1360	34	6	66
104315M	Tino	4640x2150x1690	22	1000	1+	7110x5130x2670	1360	34	10	67
104320M	Marcus	4640x3920x1690	36.4	1000	1+	7110x7000x2670	1360	34	15	66
104325M	Lucas	4560x3300x1690	37.9	1000	3+	7930x6240x2670	1360	21	12	66
104333M	Ella	1430x1040x580	0	580	1+	4420x3990x2080	1100	7500	1	71
104500M	Rosa	3830x2950x1360	7.2	1000	1+	6340x5960x2370	1360	34	8	68
104510M	Lisa	4830x2900x1690	20.7	1000	1+	7815x6250x2700	1360	26	10	67
104512M	Sofia	4110x3300x580	0	570	1+	7070x6300x2380	1360	26	5	68
104515M	Linnea	4890x4110x710	0	570	1+	7900x7075x2510	1360	26	10	68
104610M	Flower Table	600x600x320	0	320	1+	3610x3610x2120	1360	7	1.5	71
104620M	Tube Tunnel	1090x1190x1250	13.8	980	1+	4060x3880x2780	1360	10	0	72
104625M	Long Tube Tunnel	2060x2420x1250	19.13	980	1+	5010x5100x2780	1360	5100	0	72
104980	Sand Crane	1415x400x785	0	345	3+	5420x5420x1800	1415	20	2	68

Product number	Product name	Equipment dimensions (LxWxH)mm	Impact area m²	Fall height (mm)	User age	Minimum space (LxWxH)mm	Largest part (mm)	Heaviest part (kg)	Installation time, 1 person (h)	Page
104982	Water Play	1360x1360x1150	0	0	1+	4400x4400x1150	1360	125	1	72
112341	Waltz	3100x3100x2390	35.3	1000	3+	6700x6700x2440	1360	15	4	121
120239	Group Swing	5000x290x3000	54.5	1450	4+	9640x6300x3000	1360	150	10	125
137003M	Iodine	1200x1200x770	21.2	1000	3+	5200x5200x1930	1200	32	1.5	59
137004M	Rumba	1200x1200x1020	21.2	1000	3+	5200x5200x2220	1200	30	2	59
137015M	Tower and Slide	1630x2580x2720	19	1000	1+	6040x4600x2760	2600	34	6	80
137017M	Slide	2590x900x1690	16.3	1000	1+	6070x3800x2670	1360	33	4	80
137019M	Slide	4660x900x2290	23.9	1470	2+	8150x3800x2990	1360	65	5	80
137020M	Embankment Slide	4050x900x2150	24.9	1000	2+	7780x4050x3270	3200	66	6	83
137025M	Embankment Slide	4880x900x2790	32.2	1000	2+	9010x4850x3870	4700	83	6	83
137031M	Activity Tower	7760x3430x3320	46.5	1470	1+	6410x11450x3360	3200	66	16	86
137032M	Activity Tower	5560x3450x3320	34.2	1470	1+	9050x7130x3360	3200	66	10	81
137033M	Carousel	780x780x1030	18	1000	2+	4780x4780x2140	860	13	3	95
137035M	Balancing Bridge	2500x900x1390	0	560	3+	5500x3900x2300	1360	10	6	94
137042M	Xspeed	3040x3040x2350	35.3	1000	6+	6700x6700x2350	2750	83	4	62
137043M	Xroll	2180x2180x1010	21	1000	4+	5180x5180x2000	1045	54	4	62
137050M	Activity Tower	9510x6610x3320	74.1	1470	1+	12700x10110x3320	3200	66	31	87
137055M	Motoric Track	10360x9610x3820	108.2	1970	1+	14360x12800x3860	3700	66	44	88
137070M	Climbing Frame	890x890x1980	17.6	1970	4+	4520x4520x3470	1360	10	3	96
137072M	Climbing Frame	1690x1690x1980	28.5	1970	3+	5320x5320x3470	1870	13	6	96
137073M	3D Climbing Frame	2500x1700x1980	30	1970	4+	6120x5320x3470	1360	10	10	96
137074M	3D Climbing Frame	3300x1700x1980	34	1970	4+	6920x5320x3470	1360	13	14	97
137075M	Climbing Track	4920x1690x1980	39.1	1970	3+	8540x5320x3470	1870	13	10	97
137077M	Climbing Track	4920x4100x1980	52.2	1970	3+	8540x7720x3470	1870	17	14	97
137091M	Rope fence	2000x95x1085	-	-	-	-	1550	9	-	177
137100M	Activity Tower	5820x2060x3320	35	1470	4+	9320x5480x3360	3200	66	12	83
137105M	Activity Tower	4460x4830x3320	43.8	1470	4+	7420x8470x3360	3200	66	14	84
137115M	Activity Tower	4260x4520x2290	35.3	2210	2+	8190x7430x3710	3200	66	9	84
137117M	Activity Tower	3830x1890x2720	23.9	1000	1+	6970x5080x2760	2600	34	10	83
137124M	Activity Tower	5630x4830x3320	50.5	1970	1+	8930x8640x3320	3200	66	17	82
137132M	Activity Tower	4140x5190x3820	49.1	1970	4+	8870x7700x3860	3700	66	17	89
137150M	Activity Tower	4390x1880x3320	26.9	1470	4+	7890x4850x3320	3200	66	7	85
137200M	Rocker	400x400x235	10.3	235	2+	3600x3400x2035	600	5	1	60
137210M	Shaker	2360x400x305	17.4	600	2+	5360x3600x2105	2320	13	1.5	60
137225M	Balancing Snake Track	6500x1740x560	0	560	3+	9490x4740x2360	1360	3	5	94
137237M	Seesaw	3620x405x770	12.7	840	3+	5620x2410x2500	1415	54	3	95
137300M	Motoric Track	7950x5000x3820	80.9	2570	4+	11160x8400x3820	3700	13	29	88
137302M	Motoric Track	7590x5100x3820	66.3	2470	4+	8390x11270x3700	3700	66	20	86
137303M	Grasshopper	1870x330x725	8.3	590	2+	4270x2140x2500	1500	21	3	95
137338M	Slide	1700x2570x1690	20	1000	1+	4570x6040x2670	1740	33	6	80
137346M	Activity Tower	4050x2260x3320	26	1470	2+	5060x7480x3360	3200	66	7	86
137375M	Activity Tower	2530x2590x2990	23.2	1970	1+	5640x5350x3030	2540	34	8	85
137400M	Sandbox	2500x2500x310	310	2110	1+	5500x5500x2110	2324	19	2	90
137404M	Sandbox	3290x2490x310	0	310	1+	6290x5490x2110	3124	26	2	91
137407M	Play Yard	1900x2920x2320	0	310	1+	4700x5900x2360	2400	24	6	90
137410M	Sandbox	4990x4990x310	0	310	1+	7990x7990x2110	2324	19	2	91
137412M	Swing Frame	1530x2540x2300	14	1200	1+	7390x1900x2700	2250	14	6	92
137414M	Swing Frame	3790x1530x2300	23.3	1200	1+	7390x3150x2700	2940	18	6	92
137415M	Swing Frame	3910x1750x2700	25.5	1400	4+	8100x3150x2900	2940	18	6	92



Product number	Product name	Equipment dimensions (LxWxH)mm	Impact area m <sup>2</sup>	Fall height (mm)	User age	Minimum space (LxWxH)mm	Largest part (mm)	Heaviest part (kg)	Installation time, 1 person (h)	Page
137417M	Bird's Nest Swing	3910x1750x2700	25.5	1400	1+	8100x3150x2900	2940	56	6	93
137418M	Swing Frame	5660x1530x2300	37.4	1200	3+	5060x7390x2700	2940	18	9	93
137455M	Play House	1800x1050x2320	0	270	1+	4700x3900x2410	1870	10	6	90
137556M	Info Sign	900x100x1740				x	1600	9		98
137601	Inclusive Play Centre S	7530x3170x3030	45.1	1000	1+	10500x8920x3030	2900	32	12	111
137602	Inclusive Play Centre M	6550x5880x3360	56.3	1970	1+	9350x9580x3470	3200	32	40	111
137603	Inclusive Play Centre L	10400x8330x3660	77.9	1470	1+	12470x11210x3660	3500	66	44	111
137710	Labyrinthe	4920x4730x1690	0	0	1+	7930x7730x1800	1550	10	7	110
137725	Castle	5190x4170x2290	38.3	1470	2+	8190x7670x3270	2150	34	16	101
137730	Castle	6090x9190x5160	66.7	3000	3+	9110x13190x5160	4010	83	30	101
137740	Farm House	6790x3030x3450	40.1	1470	3+	10280x6030x3450	3000	56	9	103
137750	Activity Centre	13090x10790x6440	152.6	1970	3+	16400x13990x6440	3500	66	80	102
137760	Adventure Forest	14210x13320x6540	162.7	2570	6+	17320x16500x6540	3640	333	120	107
137815	Play Boat	2390x1270x2210	0	270	1+	5390x4270x2210	1870	11	5	107
137820	Little Ship	5660x2530x2740	32.2	1000	1+	9160x5370x2740	2400	34	7	106
137835	Fishing Ship	8970x6990x6170	68.9	1470	3+	12160x10690x6170	3700	56	32	104
137840	Santa Maria	22410x12100x10020	204.8	3000	3+	25400x16100x10020	3700	164	96	100
137850	Sandbox Boat	6930x3530x3290	0	380	1+	9930x6530x3290	3000	16	8.5	110
137910	Sand Truck	3390x1890x1710	0	570	1+	6350x4640x2100	1650	26	5	106
137915	Fire Truck	3390x1890x1730	0	300	1+	6350x4640x2100	2400	30	8	102
137920	Airplane	7800x5690x2770	53.8	1650	3+	10700x8700x3270	2685	56	9	102
137925	Helicopter	8360x3450x3810	52.5	1470	3+	11860x6450x3810	3500	32	18	105
137930	Locomotive	4180x1730x2740	23.1	1000	2+	7680x4610x2740	2400	34	8	105
137935	Train	6580x1730x2740	32.2	1000	2+	10080x4610x2740	2400	34	12	105
150111M	Athena	2520x2340x3430	30.8	2740	4+	6790x6250x4250	1360	69	12	99
150200M	Apollo	5950x2525x2460	54.3	2450	5+	10210x6790x4000	1360	69	20	99
150210M	Hades	5950x2520x3430	52.7	2740	4+	10210x6790x4250	1360	69	24	98
150211M	Aris	3710x1850x3430	40.1	2740	4+	7970x6110x4250	1360	69	24	98
150310M	Hestia	7080x3840x3430	61.9	2740	4+	10990x8100x4250	1360	69	36	98
160001	Precision Ball	450x450x520	0	520	4+	3450x3450x2320	800	23	2	154
160005	Pyramid Climber	2340x2510x1510	17	1510	4+	5340x5440x3310	2440	67	10	61
160050M	Aerial Runway	35000x3260x3460	80-144	1000	6+	36000x4000x5100	3600	39	16	94
175005	Climbing Frame	3380x900x2010	19.4	1950	3+	6000x4250x4030	1870	11	4	12
175006	Climbing Frame	1700x1920x1460	16.5	1160	3+	4880x4060x2950	1530	10	5	122
175009	Climbing Frame	890x890x1980	18	1970	4+	4520x4520x3780	1870	10	3	122
175010	Chinning Bars for 2	1690x95x1740	11.8	1500	5+	4500x3030x1800	2400	14	1	122
175016	Hanging Frame	2680x890x2030	22.9	1970	6+	6010x4270x2100	2540	14	3	122
175019	Crawl Net	2490x900x710	0	550	1+	5300x6300x2350	1360	13	3	121
175020	Zig-Zag Track	4100x2500x610	0	460	3+	7090x6300x2190	1360	6	5	121
175022	Balancing Beam	2240x150x370	0	370	3+	5240x3140x2170	2240	15	0.5	120
175025	Slide	2890x1630x1690	19.9	1000	1+	6250x4580x3270	2273	35	5	114
175027	Activity Tower	4490x1730x2290	24.9	1470	4+	7700x4470x3270	3212	30	6	116
175029	Slide	3770x2380x3320	25	1470	1+	6990x5200x3320	1360	30	8	115
175030	Slide	3030x1770x2340	19.9	1000	1+	6250x4580x3270	2273	24	8	116
175031	Slide	2900x900x1660	20	1000	3+	6250x3880x2670	1360	21	5	114
175035	Activity Tower	4880x3690x2010	32	1920	1+	7500x7500x3270	2273	19	9	116
175040	Activity Tower	4520x4960x3370	37.3	1470	1+	7790x7700x3370	2900	24	11	117
175042	Activity Tower	4530x4960x3370	37.3	1840	1+	7780x7580x3370	3200	19	11	117
175045	Activity Tower	4490x4100x2290	36.9	1470	3+	7040x7600x3330	3212	30	10	118

Product number	Product name	Equipment dimensions (LxWxH)mm	Impact area m <sup>2</sup>	Fall height (mm)	User age	Minimum space (LxWxH)mm	Largest part (mm)	Heaviest part (kg)	Installation time, 1 person (h)	Page
175046	Motoric Track	4890x4860x2260	51.5	1900	3+	7840x7720x3270	1360	17	15	118
175047	Activity Tower	4480x4370x3370	38.7	1570	3+	7790x7050x3370	3212	30	13	117
175050	Activity Tower	4030x2900x2010	26.3	1480	1+	7010x6250x3700	2304	21	9	117
175055	Motoric Track	4950x8840x2230	66	1840	1+	12600x7900x3270	3212	30	24	118
175060	Play Hut	1120x1190x1950	0	440	1+	3950x3770x2070	1870	11	2	119
175070	Seesaw	3200x350x890	11	1200	3+	5200x6300x2700	1360	22	3	120
175074	Swing Frame	2880x965x2290	14	1200	1+	7390x1900x2290	1360	15	6	124
175075	Swing Frame	3780x965x2290	23.3	1200	1+	7390x6300x2900	1360	18	6	125
175076	Swing Frame	3930x1110x2680	25.5	1400	4+	8100x6300x2900	1360	18	6	124
175080	Sandbox	2495x2495x380	0	290	1+	5495x5495x2090	2400	20	1.5	119
175081	Sandbox	3300x3300x380	0	290	1+	6300x6300x2090	3124	26	2	119
175082	Play Yard	2970x2980x2380	0	320	1+	5500x5500x2020	2540	14	8	122
175089	Slide	2900x1630x1710	19	1000	1+	6230x4520x2670	1360	21	5	114
175090	Slide	3640x2240x2260	24	1470	2+	6970x5170x3270	1360	66	6	114
175510	Troll's Shelter	4840x3050x3820	31.6	1470	3+	8300x6020x3820	3200	73	13	130
175515	Fairy's Burrow	3310x1500x3200	19.1	1000	1+	6790x3840x3200	1360	22	8	129
175520	Goblin's Forest	5510x7840x3820	54.8	2190	3+	11120x7760x3820	3200	73	22.5	129
175530	Troll's Balance Beam	2380x140x370	0	370	3+	5400x3140x2170	2400	11	0.5	132
175535	Goblin's Track	3860x3260x560	0	490	3+	7020x5490x2290	965	6	4	131
175550	Goblin's Climbing	560x660x2750	17.6	2650	5+	4760x4760x2950	2600	27	1	128
175555	Troll's Trees	2340x750x1950	16.7	1580	5+	5390x3800x1950	1800	27	1	131
175560	Clover	280x280x520	0	520	3+	3280x3280x2320	1050	12	0.5	133
175561	Cone	200x280x520	0	520	3+	3280x3200x2320	1050	12	0.5	133
175570	Fairy's Carousel	640x640x1120	16.9	1000	3+	4640x4640x2170	1040	27	3	133
175575	Forest Elf's Swing	3960x1570x2850	32	1400	4+	8100x3150x2900	3300	24	6	131
175590	Troll's Climbing Track	3850x3140x2250	30.8	1960	4+	6920x6740x3460	2300	30	6	133
175595	Gnome's Climbing Forest	5460x5550x3050	64.2	2600	4+	9180x9120x3050	3050	48	16	130
200010	Surfy	3540x3540x600	38.3	1000	4+	6540x6540x2350	668	59	12	61
200020	Spinning Machine	1370x560x1420	14.4	1000	6+	4560x4000x1800	1420	186	4	58
200201	Pyramid Net S	5660x5660x3900	41.7	510	6+	12900x12900x3900	4500	400	28	166
200202	Pyramid Net M	7780x7780x4450	59.5	700	6+	14660x14660x4450	5000	500	28	166
200203	Pyramid Net L	9900x9900x5700	87	850	6+	17660x17660x5700	6500	700	28	166
200220	Spider M	5600x5600x1200	40.7	1200	2+	7200x7200x2700	1500	50	34	165
200225	Spider L	7500x7500x1500	65	1500	2+	9100x9100x3000	2000	70	34	165
200230	Apollo	3300x3300x3850	39	2810	5+	6960x6960x5350	2810	310	24	164
220001M	Terbium	100x1580x1700	11.6	1000	1+	6640x1750x2500	1700	25	4	69
220002M	Tellurium	100x3040x1700	21.3	1000	1+	6640x3210x2500	1700	25	6	69
220005	Tantalum	5850x5570x2320	46	1300	4+	11680x11110x2800	3100	46	18	151
220012M	Carbon	1030x310x600	7.2	420	2+	3330x2410x1920	1000	9	2	152
220013M	Rhodium	850x780x600	6.7	420	2+	3070x2930x1920	1000	9	2	152
220031M	Zinc	350x350x290	8.8	290	3+	3350x3350x1800	974	3	0.5	153
220032M	Copper	350x350x1250	8.8	290	3+	3350x3350x2090	975	4	2	153
220034	Froggy	540x560x610	10	370	2+	3560x3560x1870	560	5	2	63
220037	Union	2199x2013x1251	19.5	290	2+	5200x5010x2090	974	8	10	153
220038	Rubber button	450x450x300	0	300	1+	3450x3450x2100	650	10	0.5	153
220039	Shaky step	1030x310x600	7.2	420	2+	3330x2410x1920	1000	9	1	152
220041	Xspeed for 2	3040x360x2350	35.3	1000	6+	6700x6700x2350	2750	83	4	62
220050	Seesaw	3220x510x890	11.8	1100	3+	5220x2420x2660	3225	51	3	59
220051	Seesaw	3220x510x885	11.8	1100	3+	5220x2420x2660	3225	51	3	59



Product number	Product name	Equipment dimensions (LxWxH)mm	Impact area m <sup>2</sup>	Fall height (mm)	User age	Minimum space (LxWxH)mm	Largest part (mm)	Heaviest part (kg)	Installation time, 1 person (h)	Page
220061M	Thulium	1490x3670x2270	23.3	1200	1+	7390x3150x3200	2950	19	6	148
220062M	Thorium	1700x3820x2660	25.5	1400	4+	8100x3150x3200	3370	19	6	148
220063M	Actinium	1700x2550x2680	14.8	1400	4+	8100x1830x3200	3367	18	6	148
220064M	Bohrium	1700x5690x2680	39.9	1400	4+	8100x4960x3200	3367	19	9	148
220066M	Thallium	1630x3740x2680	21.1	1400	1+	8100x2600x2900	3370	54	6	149
220067M	Cerium	1700x5690x2680	36	1400	1+	8100x4725x3200	3367	56	8	149
220068M	Erbium	1700x6950x2680	46.2	1400	1+	8100x5985x3200	3367	56	9	150
220069M	Europium	1700x6950x2680	50.1	1400	4+	8100x6225x3200	3367	19	10	150
220070M	Indium	1700x10075x2680	75.2	1400	4+	8100x9355x3200	3367	19	12	150
220080M	Cadmium	2410x980x1350	18.3	1280	3+	5280x3480x2850	1500	8	2	157
220082	Mercury Metal Aerial Runway	35500x3200x3980	80-144	1000	6+	35500x4000x3980	1360	59	16	151
220090M	Platinum	2420x2420x2460	20.8	2060	3+	5630x5280x3890	1500	6	8	157
220110	Neon	1840x2620x2600	21.7	1740	4+	5560x4920x2760	1360	7	8	146
220120	Lithium	3410x3410x1810	28.2	1740	4+	6480x6380x2760	1360	12	16	147
220130	Oxygen	5410x2430x2100	37.7	1740	3+	8420x5510x3900	1044	6	8	157
220131	Oxygen Mini	3980x2430x2100	23	2100	3+	5420x5130x3900	1500	12	6	160
220140	Cobalt	5500x3930x2600	37.8	1740	4+	8520x6950x3540	1360	7	16	147
220150	Titanium	7320x7840x2600	70.6	1740	4+	10870x9620x3540	1360	13	32	147
220201	Pyramid Net S	5660x5660x3900	41.7	510	6+	12900x12900x3900	4500	400	28	166
220202	Pyramid Net M	7780x7780x4450	59.5	700	6+	14660x14660x4450	5000	500	28	166
220203	Pyramid Net L	9900x9900x5700	87	850	6+	17660x17660x5700	6500	700	28	166
220220	Spider M	5600x5600x1200	40.7	1200	2+	7200x7200x2700	1500	50	34	165
220225	Spider L	7500x7500x1500	65	1500	2+	9100x9100x3000	2000	70	34	165
220230	Apollo	3300x3300x3850	39	2810	5+	6960x6960x5350	2810	310	24	164
220300	Nickel	1880x2790x1720	20.3	1000	1+	6270x4850x2370	2150	54	10	140
220304	Argon	1900x2850x2810	19.9	1000	1+	6170x4750x2810	2150	54	12	141
220305	Nitrogen	1760x4260x2320	24.9	1470	3+	7640x4500x3270	1360	74	12	140
220306	Renium	3800x2480x2320	25.8	1470	2+	7110x5310x3270	3212	54	14	141
220308	Calcium	2570x2850x2810	25.3	1000	1+	6170x5410x2810	1360	54	20	141
220310	Radium	3550x2850x2810	30.2	1000	1+	6600x6270x2810		54	24	143
220313	Vanadium	4640x3580x2320	34.3	2250	1+	7390x6760x3270	1360	54	20	142
220316	Radon	4290x4260x3410	36.5	1470	3+	7650x7320x3410	1360	74	22	142
220320	Xenon	3770x4260x2920	35.6	1770	3+	7800x6630x3270	1360	74	18	141
220325	Krypton	4720x4160x3410	34.9	1550	1+	7600x7540x3410	2737	40	22	142
220328	Barium	4720x4330x3410	42.8	2250	1+	7570x6930x3410	1360	74	26	142
220332	Iridium	6090x5240x2320	44	2250	2+	9260x7500x3270	1360	74	28	145
220336	Plutonium	8090x5190x2920	64	2250	1+	11990x7990x3270	1360	56	32	144
220338	Cesium	3790x4290x3410	40.7	2250	3+	7175x8100x3410	1360	56	28	145
220340	Osmium	2550x5000x2320	30.2	1470	2+	8350x5460x3270	1360	75	24	145
220350	Carraxx play ship	7070x3930x4170	45.6	1820	4+	10070x6950x4170	2890	12	32	146
220460	Neptunium	2200x2200x1720	25.2	1650	3+	5230x5230x3150	2137	20	16	158
220464	Niobium	2200x2200x2320	32.9	2250	4+	6030x6030x3750	2737	33	17	158
220466	Strontium	4200x2240x2320	43.5	2250	3+	7920x6090x3750	2737	11	32	159
220468	Uranium	6200x2240x2320	56.7	2250	3+	10030x6030x3750	2740	34	40	159
220470	Zirconium	4200x2200x2320	41	2250	3+	7630x6030x4120	2737	27	32	159
220501	Precision Ball	450x450x540	0	540	1+	3450x3450x2320	450	11	3	154
220502	Precision Ball	450x450x540	0	540	1+	3450x3450x2320	450	11	3	154
220505	Pyramid Climber	2510x2340x1510	17.1	1510	4+	5500x5500x3310	1206	67	11	156
220513	Gibbonswing L	5660x6090x2650	44.4	2650	6+	7630x6790x4450	3105	11	12	163

Product number	Product name	Equipment dimensions (LxWxH)mm	Impact area m <sup>2</sup>	Fall height (mm)	User age	Minimum space (LxWxH)mm	Largest part (mm)	Heaviest part (kg)	Installation time, 1 person (h)	Page
220523	Spider Cage M	3520x3520x2600	45.4	2530	4+	7750x7070x4400	2278	53	31	162
220538	Precision Bar Long	2410x200x240	0	170	5+	5220x3060x2040	2148	8	2	154
220540	Precision Bar	1310x200x240	0	170	6+	4110x3060x2040	1034	4	2	154
220541	Precision Beam	1770x1770x450	0	380	6+	4630x4570x2250	774	4	3	155
220542	Precision Beam Wide	1770x1770x450	0	410	6+	4720x4570x2250	1013	4	4	154
220543	Precision Curve	4650x1640x490	0	490	5+	7000x4180x2290	1100	6	4	156
220549	Vault Rails L	6850x2890x1030	45.2	960	5+	9650x5750x2830	2148	8	17	157
220590	Info sign	1310x200x1880	-	-	-	0x0x3680	2148	26	2	162
220605	Wall Bouldering Cube S	2400x2420x2190	17.8	2190	5+	4850x4630x3990	1898	27	7	161
220610	Wall Bouldering Cube M	3760x3210x2190	25.2	2190	5+	6220x5420x3990	2148	27	12	161
220615	Wall Bouldering Cube L	2920x3210x2820	26.2	2820	5+	6120x5780x4620	2148	27	13	161
220620	Wall Bouldering Cube XL	3470x3990x2820	35.5	2820	5+	6930x6570x4620	2148	27	20	161
220680	Wall Bouldering S	2420x1700x2600	34.2	2530	5+	6640x5930x4020	2278	56	15	162
220685	Wall Bouldering M	3520x1700x2600	40.7	2530	5+	7750x5930x4020	2278	58	20	160
220690	Wall Bouldering L	3520x1700x2600	40.7	2530	5+	7750x5930x4020	2278	58	21	162
230010	Halo with Dropzone	4320x2780x4690	43.1	2220	4+	8120x6260x4690	4600	59	32	137
230015	Halo	4320x3650x4040	46.3	2220	4+	7800x7580x4040	3930	74	28	136
230020	Halo	7460x3650x4040	66.4	2220	4+	11420x7580x4040	1360	74	47	136
230040	Halo Sandbox	1730x1720x470	0	470	1+	4720x4730x2270	1730	35	3	136
230050	Halo Swing	195x3550x2205	23.3	1200	1+	7390x3150x2700	1360	104	8	136
J31934M	Nico	1510x1460x550	0	550	2+	4500x4500x2350	1360	15	1	71
J51511M	Pico	630x400x730	7	430	1+	2930x2700x1970	606	9	2	72
M96009	Castle	2110x1320x1200	15.2	1000	1+	5180x4740x2390	2100	60	1	73
M96254	Airplane	2330x2190x1080	10.1	1000	1+	5670x5190x2375	2200	60	1	73
M96371	Ladybird Playhouse	2180x1070x1020	7.4	1000	1+	5180x4070x2375	2000	102	0.5	70







# Feedback

Send us feedback on our products and services! Feedback is important to us, as it helps us to develop and improve customer satisfaction. Giving feedback is easy; just visit our website at [www.lappset.com](http://www.lappset.com)! With regard to complaints, please contact a member of our sales team.





You will find even more products on our website. Our sales staff and customer service will assist you with any questions related to play, playgrounds and their safety. Don't forget to keep up with us also in social media.  
 @LappsetGroup #lappset







We invite mankind outdoors

@LappsetGroup



[www.lappset.com](http://www.lappset.com)

LAPPSET GROUP LTD  
P.O. BOX 8146  
FI-96101 ROVANIEMI  
Tel. +358 207 750 100  
[lappset@lappset.com](mailto:lappset@lappset.com)

[www.lappset.com](http://www.lappset.com)

© Lappset Group Ltd.  
All Rights Reserved.